



Maximum Performance



**A BIG UPGRADE—
WITH A SMALL FOOTPRINT.**

UNIMAC.COM

UW 85-200 HARDMOUNT WASHER-EXTRACTOR

MAXIMUM CAPACITY. MAXIMUM THROUGHPUT.

For high-capacity on-premises laundries whose operation demands the best of the best, there's no other choice than UniMac® high-performance washer-extractors. Durable construction, industry-leading efficiency and exclusive innovations combine to deliver lower costs and higher throughput than any other laundry machine on the planet.



Proudly based in Ripon, Wisconsin, USA, UniMac is dedicated to research, development and testing to provide equipment that delivers industrial strength and long-lasting quality. Our products undergo a 5-stage product development process and are pushed beyond their limits in our state-of-the-art test lab to ensure they exceed the toughest demands of the commercial environment and meet our customers' highest standards.

UniLinc™ Touch

EASE OF USE drives the ultimate user experience in on-premises laundry with the UniLinc™ Touch control. UniMac's premium control brings simplicity, flexibility and intelligence to every laundry room.

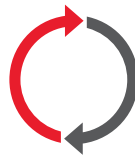
Perfectly matched to UniMac's industrial performance and longevity, the UniLinc Touch control takes industry leading value and lowest total cost of ownership to the next level.



BRIGHT, CAPACITIVE TOUCH SCREEN
with clear cycle navigation



34 LANGUAGE OPTIONS
enabling staff members to operate the machine in their first language



STREAMLINE THROUGHPUT
with an easy-to-read main screen cycle countdown timer, complimented by a count-up timer upon completion of the cycle



DELAYED START
allows maximum efficiency with the option to prep a load and set it to run before staff arrives for the day




SEAMLESS USER EXPERIENCE
with control continuity from the washer-extractor to the tumble dryer



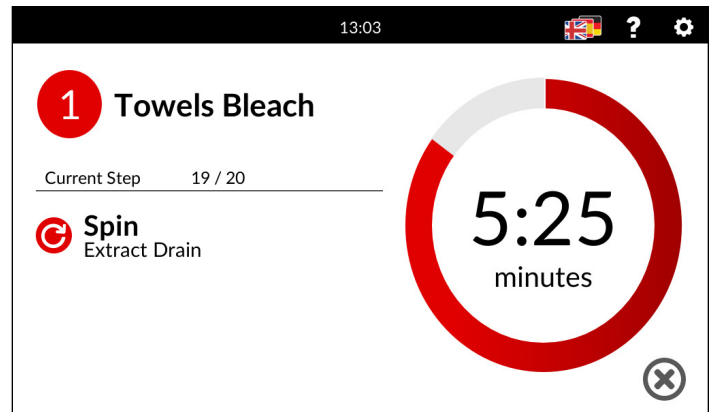
STAFF TRAINING
is quick and simple with this intuitive control



SET-UP, PROGRAMMING, AND TROUBLESHOOTING
simplified with easy-to-understand notifications



DIAGNOSTICS AND MACHINE AUDIT DATA
identify and resolve errors faster, reducing downtime and service costs



OPTIspray™

HIGHER PERFORMANCE. LOWER COST.

OPTIspray™ is an industry-exclusive technology designed to reduce both the water and time necessary to complete a rinse cycle. Unlike bath rinses used by competitor brands, which simply dilute wash chemistry, OPTIspray uses spray-rinsing power to pull wash chemistry through the load and down the drain. The spray rinse carries away dirt and chemicals, leaving less residue behind—and providing far superior rinse results.

OPTISPRAY WATER SAVINGS¹



\$2,622 WATER REDUCTION

In a 200 lb washer, OPTIspray Rinsing Technology saves an average of 57 gallons of water per load versus traditional bath rinses.



23% SAVINGS PER YEAR

Estimated annual savings in water, sewer and heating costs with UW200.

INCREDIBLY SMALL FOOTPRINT

The UW200's high productivity and small footprint mean no other unit can compete in terms of throughput/floorspace.

Significantly smaller than Brand X pocket:

- UW200 – 46.1" wide x 67.3" deep
- Brand X 160 lb – 51.4" wide x 79.5" deep

Smaller footprint than softmounts:

- UW200 – 46.1" wide x 67.3" deep
- Brand A 180 lb – 60.2" wide x 70.7" deep
- Brand B 170 lb – 62.9" wide x 80.0" deep
- Brand C W4850H – 64.6" wide x 64.4" deep
- Brand D SI-200 lb – 67.1" wide x 81.5" deep

1 Savings Assumptions: 10 loads/day x 365 days/year – Water rate \$5/1000 gal – Sewer \$5/1000 gal and 93% of incoming water goes to drain, 7% retained in load – Gas cost = \$1/therm, 75°F temp rise, 85% gas heater efficiency, and 65% of incoming water is heated using an external water heater (Local utility rates vary widely and groundwater temps vary by region; check your local data and adjust accordingly.)

POCKET HARDMOUNT WASHER-EXTRACTORS

SPECIFICATIONS		UW85	UW105	UW130	UW160	UW200
Control Options		UniLinc™ Touch	UniLinc™ Touch	UniLinc™ Touch	UniLinc™ Touch	UniLinc™ Touch
Capacity - lb (kg)		85 (38.5)	105 (47.6)	130 (60)	160 (72.6)	200 (90.7)
Cylinder Diameter - in (mm)		36 (914)	36 (914)	42 (1067)	42 (1067)	42 (1067)
Cylinder Depth - in (mm)		22 (559)	27 (686)	24½ (622)	30 (762)	37½ (953)
Cylinder Volume - cu ft (liters)		13 (368)	15.9 (450)	19.6 (555)	24.1 (682)	30.1 (852)
Width - in (mm)		40.1 (1019)	40.1 (1019)	46.1 (1171)	46.1 (1171)	46.1 (1171)
Depth - in (mm)		51.2 (1300)	56.2 (1427)	54.5 (1384)	60 (1524)	67.5 (1715)
Height - in (mm)		69.1 (1755)	69.1 (1755)	76.1 (1932)	76.1 (1932)	76.1 (1932)
Door Opening Size - in (mm)		21 (533)	21 (533)	24¹³⁄₁₆ (630)	24¹³⁄₁₆ (630)	24¹³⁄₁₆ (630)
Door Bottom to Floor - in (mm)		28.8 (732)	28.8 (732)	30.5 (775)	30.5 (775)	30.5 (775)
Motor Size - HP (kW)		7.5 (5.6)	7.5 (5.6)	10 (7.5)	10 (7.5)	10 (7.5)
Total # of Speeds		V Sp 9	V Sp 9	V Sp 9	V Sp 9	M Sp 9
Cylinder Speed RPM (G-Force)	Gentle	28 (.40)	28 (.40)	26 (.40)	26 (.40)	26 (.40)
	Wash	39 (.78)	39 (.78)	36 (.77)	36 (.77)	36 (.77)
	Distribution	70 (2.5)	70 (2.5)	65 (2.5)	65 (2.5)	65 (2.5)
	Very Low Extract	230 (27)	230 (27)	213 (27)	213 (27)	213 (27)
	Low Extract	443 (100)	443 (100)	410 (100)	410 (100)	366 (80)
	Medium	542 (150)	542 (150)	502 (150)	502 (150)	410 (100)
	High Extract	626 (200)	626 (200)	579 (200)	579 (200)	458 (125)
	Very High Extract	700 (250)	700 (250)	648 (250)	648 (250)	502 (150)
	Ultra High Extract	766 (300)	766 (300)	710 (300)	710 (300)	579 (200)
Drain Diameter - in (mm)		2 @ 3 (76)	2 @ 3 (76)	2 @ 3 (76)	2 @ 3 (76)	2 @ 3 (76)
Steam Connection - in (mm)		½ (13)	½ (13)	¾ (19)	¾ (19)	¾ (19)
Water Inlet Connection - in (mm)		4 @ ¾ (19)	4 @ ¾ (19)	2 @ 1 (25) + 2 @ ¾ (19)	2 @ 1 (25) + 2 @ ¾ (19)	2 @ 1 (25) + 2 @ ¾ (19)
Shipping Dimensions - in (mm)	Width	43.2 (1097)	43.2 (1097)	49.2 (1250)	49.2 (1250)	49.2 (1250)
	Depth	61.8 (1570)	61.8 (1570)	64.8 (1646)	64.8 (1646)	72.3 (1836)
	Height	69.4 (1763)	69.4 (1763)	76.4 (1941)	76.4 (1941)	76.4 (1941)
Net Weight - lb (kg)		1670 (757)	1700 (771)	2040 (925)	2070 (939)	2160 (980)
Standard Shipping Weight - lb (kg)		1720 (780)	1750 (794)	2100 (953)	2130 (966)	2220 (1007)
Slat Crate Shipping Weight - lb (kg)		1870 (848)	1900 (862)	2260 (1025)	2290 (1039)	2390 (1084)
Agency Approvals		cULus	cULus	cULus	cULus	cULus

TO LEARN MORE OR TO FIND A DISTRIBUTOR IN YOUR AREA, VISIT UNIMAC.COM
ALLIANCE LAUNDRY SYSTEMS - SHEPARD ST, RIPON, WI 54971 - 1.800.587.5458

Consult your UniMac distributor for details. For the most accurate information, the installation guide should be used for all design and construction purposes. Due to continuous product improvements, design and specifications subject to change without notice. The quality management systems at Alliance Laundry Systems' Ripon facility have been registered to ISO 9001:2008.