



Equipment for the Foodservice Industry



# Classic-Chill Refrigeration

— by EFI —



CLASSIC-CHILL SERIES

# Back Bar Solid Door Coolers



CBBDR2-48CC  
CBBDR2-60CC



**CBBDR2-48CC**  
**CBBDR2-60CC**

**Features**

- All steel construction with two exterior options
  - Exterior covered in an easy to maintain black vinyl
- Counter tops and interiors are made with Type 304 stainless steel
- Recessed handles
- Door equipped with locks for security
- Self-closing doors equipped to stay open when past 90 degrees
- Adjustable/removable plastic coated shelves
- Refrigeration system holds 33°F to 41°F (0.5°C to 5°C) for optimum food preservation
- Removable door gasket
- Foamed-in polyurethane cell insulation
- Removable installation board makes it easy to access condenser coil for cleaning and service

Model	Doors	Dimension (mm) (inch)			HP	Voltage	Amps	Capacity (L) (Cu Ft.)	Net Weight (kg) (lb)	NEMA Config.
		L	D	H						
CBBDR2-48CC	2	1242.1	619.8	905	1/5	115/60/1	2.88	335	142.8	5-15P 
		48.9	24.4	35.6				11.8	316	
CBBDR2-60CC	2	1546.9	619.8	905	1/5	115/60/1	2.88	447.4	172.3	5-15P 
		60.9	24.4	35.6				15.8	380	

>> **Refrigeration Warranty:** 2 year parts and labour; 5 years on compressor; full details on page 226

*Specifications subject to change without notice.*



CLASSIC-CHILL SERIES

# Back Bar Solid Door Coolers

CBBDR3-72CC  
CBBDR3-90CC





Classic-Chill  
Refrigeration



**CBBDR3-72CC**  
**CBBDR3-90CC**

**Features**

- All steel construction with two exterior options  
- Exterior covered in an easy to maintain black vinyl
- Counter tops and interiors are made with Type 304 stainless steel
- Recessed handles
- Door equipped with locks for security
- Self-closing doors equipped to stay open when past 90 degrees
- Adjustable/removable plastic coated shelves
- Refrigeration system holds 33°F to 41°F (0.5°C to 5°C) for optimum food preservation
- Removable door gasket
- Foamed-in polyurethane cell insulation
- Removable installation board makes it easy to access condenser coil for cleaning and service

Model	Doors	Dimension (mm) (inch)			HP	Voltage	Amps	Capacity (L) (Cu Ft.)	Net Weight (kg) (lb)	NEMA Config.
		L	D	H						
CBBDR3-72CC	3	1851.7	619.8	905	1/2	115/60/1	7.4	555	186	5-15P 
		72.9	24.4	35.6				19.6	410	
CBBDR3-90CC	3	2295	705	905	1/3+	115/60/1	7.4	916	190	5-15P 
		90.4	27.75	35.6				32	418	

>> **Refrigeration Warranty:** 2 year parts and labour; 5 years on compressor; full details on page 226



Specifications subject to change without notice.

CLASSIC-CHILL SERIES

# Back Bar Solid Door Coolers (Stainless Steel)



CBBSDR2-48CC  
CBBSDR2-60CC



**CBBSDR2-48CC**  
**CBBSDR2-60CC**

**Features**

- All steel construction with two exterior options - Exterior front, side and counter covered in stainless steel
- Counter tops and interiors are made with Type 304 stainless steel
- Recessed handles
- Door equipped with locks for security
- Self-closing doors equipped to stay open when past 90 degrees
- Adjustable/removable plastic coated shelves
- Refrigeration system holds 33°F to 41°F (0.5°C to 5°C) for optimum food preservation
- Removable door gasket
- Foamed-in polyurethane cell insulation
- Removable installation board makes it easy to access condenser coil for cleaning and service

Model	Doors	Dimension (mm) (inch)			HP	Voltage	Amps	Capacity (L) (Cu Ft.)	Net Weight (kg) (lb)	NEMA Config.
		L	D	H						
CBBSDR2-48CC	2	1242.1	619.8	905	1/5	115/60/1	3	546	142.8	5-15P 
		48.9	24.4	35.6				19	315	
CBBSDR2-60CC	2	1546.9	619.8	905	1/5	115/60/1	2.88	447.4	172.3	5-15P 
		60.9	24.4	35.6				15.8	380	

>> **Refrigeration Warranty:** 2 year parts and labour; 5 years on compressor; full details on page 226

*Specifications subject to change without notice.*



CLASSIC-CHILL SERIES

# Back Bar Solid Door Coolers (Stainless Steel)

CBBSDR3-72CC  
CBBSDR3-90CC





Classic-Chill  
Refrigeration



**CBBSDR2-72CC**  
**CBBSDR2-90CC**

**Features**

- All steel construction with two exterior options - Exterior front, side and counter covered in stainless steel
- Counter tops and interiors are made with Type 304 stainless steel
- Recessed handles
- Door equipped with locks for security
- Self-closing doors equipped to stay open when past 90 degrees
- Adjustable/removable plastic coated shelves
- Refrigeration system holds 33°F to 41°F (0.5°C to 5°C) for optimum food preservation
- Removable door gasket
- Foamed-in polyurethane cell insulation
- Removable installation board makes it easy to access condenser coil for cleaning and service

Model	Doors	Dimension (mm) (inch)			HP	Voltage	Amps	Capacity (L) (Cu Ft.)	Net Weight (kg) (lb)	NEMA Config.
		L	D	H						
CBBSDR3-72CC	3	1851.7	619.8	905	1/2	115/60/1	7.4	555	186	5-15P 
		72.9	24.4	35.6				19.6	410	
CBBSDR3-90CC	3	2295	705	905	1/3+	115/60/1	7.4	916	190	5-15P 
		90.4	27.75	35.6				32	418	

>> **Refrigeration Warranty:** 2 year parts and labour; 5 years on compressor; full details on page 226



Specifications subject to change without notice.

CLASSIC-CHILL SERIES  
**Back Bar Glass Door Coolers**

CBBGD2-48CC  
 CBBGD2-60CC



**CBBGD2-48CC**  
**CBBGD2-60CC**

**Features**

- All steel construction with two exterior options  
 - Exterior covered in an easy to maintain black vinyl
- Counter tops and interiors are made with Type 304 stainless steel
- Door equipped with locks for security
- Self-closing doors equipped to stay open when past 90 degrees
- Adjustable/removable plastic coated shelves
- Refrigeration system holds 33°F to 38°F (0.5°C to 3.3°C) for optimum food preservation
- Removable door gasket
- Foamed-in polyurethane cell insulation

Model	Doors	Dimension (mm) (inch)			HP	Voltage	Amps	Capacity (L) (Cu Ft.)	Net Weight (kg) (lb)	Temperature Range	NEMA Config.
		L	D	H							
CBBGD2-48CC	2	1242.1	619.8	905	1/3	115/60/1	6.4	334.1	117.9	0.5 ~ 3.3°C	5-15P ⓘ
		48.9	24.4	35.6				11.8	260	33 ~ 38°F	
CBBGD2-60CC	2	1546.9	619.8	905	1/3	115/60/1	6.4	447.4	144.7	0.5 ~ 3.3°C	5-15P ⓘ
		60.9	24.4	35.6				15.8	319	33 ~ 38°F	

>> **Refrigeration Warranty:** 2 year parts and labour; 5 years on compressor; full details on page 226

*Specifications subject to change without notice.*



CLASSIC-CHILL SERIES

# Back Bar Glass Door Coolers

CBBGD3-72CC  
CBBGD3-90CC



Classic-Chill  
Refrigeration



**CBBGD3-72CC**  
**CBBGD3-90CC**

**Features**

- All steel construction with two exterior options  
- Exterior covered in an easy to maintain black vinyl
- Counter tops and interiors are made with Type 304 stainless steel
- Door equipped with locks for security
- Self-closing doors equipped to stay open when past 90 degrees
- Adjustable/removable plastic coated shelves
- Refrigeration system holds 33°F to 38°F (0.5°C to 3.3°C) for optimum food preservation
- Removable door gasket
- Foamed-in polyurethane cell insulation

Model	Doors	Dimension (mm) (inch)			HP	Voltage	Amps	Capacity (L) (Cu Ft.)	Net Weight (kg) (lb)	Temperature Range	NEMA Config.
		L	D	H							
CBBGD3-72CC	3	1851.7	619.8	905	1/3	115/60/1	7.4	555	174.6	0.5 ~ 3.3°C	5-15P ⓘ
		72.9	24.4	35.6				19.6	385	33 ~ 38°F	
CBBGD3-90CC	3	2295	705	905	1/3	115/60/1	7.4	916	270	0.5 ~ 3.3°C	5-15P ⓘ
		90.4	27.8	35.6				32	595	33 ~ 38°F	

>> **Refrigeration Warranty:** 2 year parts and labour; 5 years on compressor; full details on page 226



Specifications subject to change without notice.

CLASSIC-CHILL SERIES

# Back Bar Glass Door Coolers (Stainless Steel)

CBBSGD2-48CC  
CBBSGD2-60CC



**CBBSGD2-48CC**  
**CBBSGD2-60CC**

**Features**

- All steel construction with two exterior options - Exterior front, side and counter covered in stainless steel
- Counter tops and interiors are made with Type 304 stainless steel
- Door equipped with locks for security
- Self-closing doors equipped to stay open when past 90 degrees
- Adjustable/removable plastic coated shelves
- Refrigeration system holds 33°F to 38°F (0.5°C to 3.3°C) for optimum food preservation
- Removable door gasket
- Foamed-in polyurethane cell insulation

Model	Doors	Dimension (mm) (inch)			HP	Voltage	Amps	Capacity (L) (Cu Ft.)	Net Weight (kg) (lb)	Temperature Range	NEMA Config.
		L	D	H							
CBBSGD2-48CC	2	1242.1	619.8	905	1/3	115/60/1	6.4	334.1	117.9	0.5 ~ 3.3°C	5-15P ⓘ
		48.9	24.4	35.6				11.8	260	33 ~ 38°F	
CBBSGD2-60CC	2	1546.9	619.8	905	1/3	115/60/1	6.4	447.4	144.7	0.5 ~ 3.3°C	5-15P ⓘ
		60.9	24.4	35.6				15.8	319	33 ~ 38°F	

>> **Refrigeration Warranty:** 2 year parts and labour; 5 years on compressor; full details on page 226

*Specifications subject to change without notice.*





CLASSIC-CHILL SERIES

# Back Bar Glass Door Coolers (Stainless Steel)

CBBSGD3-72CC  
CBBSGD3-90CC



Classic-Chill  
Refrigeration



**CBBSGD3-72CC**  
**CBBSGD3-90CC**

**Features**

- All steel construction with two exterior options  
- Exterior front, side and counter covered in stainless steel
- Counter tops and interiors are made with Type 304 stainless steel
- Door equipped with locks for security
- Self-closing doors equipped to stay open when past 90 degrees
- Adjustable/removable plastic coated shelves
- Refrigeration system holds 33°F to 38°F (0.5°C to 3.3°C) for optimum food preservation
- Removable door gasket
- Foamed-in polyurethane cell insulation

Model	Doors	Dimension (mm / inch)			HP	Voltage	Amps	Capacity (L / Cu Ft.)	Net Weight (kg / lb)	Temperature Range	NEMA Config.
		L	D	H							
CBBSGD3-72CC	3	1851.7	619.8	905	1/3	115/60/1	7.4	555	174.6	0.5 ~ 3.3°C	5-15P
		72.9	24.4	35.6				19.6	385	33 ~ 38°F	
CBBSGD3-90CC	3	2295	705	9005	1/3	115/60/1	7.4	916	270	0.5 ~ 3.3°C	5-15P
		90.4	27.8	35.6				32	595	33 ~ 38°F	

>> **Refrigeration Warranty:** 2 year parts and labour; 5 years on compressor; full details on page 226



Specifications subject to change without notice.

CLASSIC-CHILL SERIES

# Back Bar Direct Draw Coolers

CBBDD1-24CC



**CBBDD1-24CC**

**Features**

- All steel construction with two exterior options - Exterior covered in an easy to maintain black vinyl
- Counter tops and interiors are made with Type 304 stainless steel
- Recessed handles
- Door equipped with locks for security
- Self-closing doors equipped to stay open when past 90 degrees
- Adjustable/removable plastic coated shelves
- Refrigeration system holds 33°F to 41°F (0.5°C to 5°C) for optimum beverage preservation
- Removable door gasket
- Foamed-in polyurethane cell insulation
- Includes chrome plated tap (1 door unit - 1 tower with 2 taps), keg hook up & hoses, drain container

Model	Doors	Dimension (mm) (inch)			HP	Voltage	Amps	Capacity 1/2 Barrels	Net Weight (kg) (lb)	Temperature Range	NEMA Config.
		L	D	H							
CBBDD1-24CC	1	596.9	782.3	985.5	1/6+	115/60/1	1.92	1	84.8	0.5 ~ 5°C	5-15P ⓘ
		23.5	30.8	38.8					187	33 ~ 41°F	

>> **Refrigeration Warranty:** 2 year parts and labour; 5 years on compressor; full details on page 226

*Specifications subject to change without notice.*



CLASSIC-CHILL SERIES

# Back Bar Direct Draw Coolers

CBBDD2-48CC



Classic-Chill  
Refrigeration

**CBBDD2-48CC** **Features**

- All steel construction with two exterior options  
- Exterior covered in an easy to maintain black vinyl
- Counter tops and interiors are made with Type 304 stainless steel
- Recessed handles
- Door equipped with locks for security
- Self-closing doors equipped to stay open when past 90 degrees
- Adjustable/removable plastic coated shelves
- Refrigeration system holds 33°F to 41°F (0.5°C to 5°C) for optimum beverage preservation
- Removable door gasket
- Foamed-in polyurethane cell insulation
- Includes chrome plated taps (2 door unit - 1 tower with 2 taps), keg hook up & hoses, drain container

Model	Doors	Dimension (mm) (inch)			HP	Voltage	Amps	Capacity 1/2 Barrels	Net Weight (kg) (lb)	Temperature Range	NEMA Config.
		L	D	H							
CBBDD2-48CC	2	1242.1	619.8	905	1/3+	115/60/1	3	2	145	0.5 ~ 5°C	5-15P
		48.9	24.4	35.6					319	33 ~ 41°F	

>> **Refrigeration Warranty:** 2 year parts and labour; 5 years on compressor; full details on page 226



Specifications subject to change without notice.

CLASSIC-CHILL SERIES

# Back Bar Direct Draw Coolers

CBBDD3-72CC  
CBBDD3-90CC



**CBBDD3-72CC**  
**CBBDD3-90CC**

**Features**

- All steel construction with two exterior options
- - Exterior covered in an easy to maintain black vinyl
- Counter tops and interiors are made with Type 304 stainless steel
- Recessed handles
- Door equipped with locks for security
- Self-closing doors equipped to stay open when past 90 degrees
- Adjustable/removable plastic coated shelves
- Refrigeration system holds 33°F to 41°F (0.5°C to 5°C) for optimum beverage preservation
- Removable door gasket
- Foamed-in polyurethane cell insulation
- Includes chrome plated taps (3 door unit - 2 towers with 2 taps each), keg hook up & hoses, drain container

Model	Doors	Dimension (mm) (inch)			HP	Voltage	Amps	Capacity 1/2 Barrels	Net Weight (kg) (lb)	Temperature Range	NEMA Config.
		L	D	H							
CBBDD3-72CC	3	1851.7	619.8	905	1/3+	115/60/1	3.96	3	174.6	0.5 ~ 5°C	5-15P ⓘ
		72.9	24.4	35.6					385	33 ~ 41°F	
CBBDD3-90CC	3	2295	705	905	1/3+	115/60/1	4.68	3	224.6	0.5 ~ 5°C	5-15P ⓘ
		90.4	27.75	35.6					495	33 ~ 41°F	

>> **Refrigeration Warranty:** 2 year parts and labour; 5 years on compressor; full details on page 226

*Specifications subject to change without notice.*



CLASSIC-CHILL SERIES

# Back Bar Direct Draw Coolers (Stainless Steel)

CBBSDD1-24CC



Classic-Chill Refrigeration

### CBBSDD1-24CC Features

- All steel construction with two exterior options
- - Exterior front, side and counter covered in stainless steel
- Counter tops and interiors are made with Type 304 stainless steel
- Recessed handles
- Door equipped with locks for security
- Self-closing doors equipped to stay open when past 90 degrees
- Adjustable/removable plastic coated shelves
- Refrigeration system holds 33°F to 41°F (0.5°C to 5°C) for optimum beverage preservation
- Removable door gasket
- Foamed-in polyurethane cell insulation
- Includes chrome plated tap (1 door unit – 1 tower with 2 taps), keg hook up & hoses, drain container

Model	Doors	Dimension (mm) (inch)			HP	Voltage	Amps	Capacity 1/2 Barrels	Net Weight (kg) (lb)	Temperature Range	NEMA Config.
		L	D	H							
CBBSDD1-24CC	1	596.9	782.3	985.5	1/6+	115/60/1	1.92	1	79.8	0.5 ~ 5°C	5-15P ⓘ
		23.5	30.8	38.8					176	33 ~ 41°F	

>> **Refrigeration Warranty:** 2 year parts and labour; 5 years on compressor; full details on page 226



Specifications subject to change without notice.

CLASSIC-CHILL SERIES

# Back Bar Direct Draw Coolers (Stainless Steel)

CBBSDD2-48CC



**CBBSDD2-48CC** Features

- All steel construction with two exterior options
- - Exterior front, side and counter covered in stainless steel
- Counter tops and interiors are made with Type 304 stainless steel
- Recessed handles
- Door equipped with locks for security
- Self-closing doors equipped to stay open when past 90 degrees
- Adjustable/removable plastic coated shelves
- Refrigeration system holds 33°F to 41°F (0.5°C to 5°C) for optimum beverage preservation
- Removable door gasket
- Foamed-in polyurethane cell insulation
- Includes chrome plated taps (2 door unit - 1 tower with 2 taps), keg hook up & hoses, drain container

Model	Doors	Dimension (mm) (inch)			HP	Voltage	Amps	Capacity 1/2 Barrels	Net Weight (kg) (lb)	Temperature Range	NEMA Config.
		L	D	H							
CBBSDD2-48CC	2	1242.1	619.8	905	1/3+	115/60/1	3	2	145	0.5 ~ 5°C	5-15P ⓘ
		48.9	24.4	35.6					319	33 ~ 41°F	

>> **Refrigeration Warranty:** 2 year parts and labour; 5 years on compressor; full details on page 226

*Specifications subject to change without notice.*



CLASSIC-CHILL SERIES

# Back Bar Direct Draw Coolers

CBBSDD3-72CC  
CBBSDD3-90CC





Classic-Chill  
Refrigeration



**CBBSDD3-72CC**  
**CBBSDD3-90CC**

**Features**

- All steel construction with two exterior options
- - Exterior front, side and counter covered in stainless steel
- Counter tops and interiors are made with Type 304 stainless steel
- Recessed handles
- Door equipped with locks for security
- Self-closing doors equipped to stay open when past 90 degrees
- Adjustable/removable plastic coated shelves
- Refrigeration system holds 33°F to 41°F(0.5°C to 5°C) for optimum beverage preservation
- Removable door gasket
- Foamed-in polyurethane cell insulation
- Includes chrome plated taps (3 door unit - 2 towers with 2 taps each), keg hook up & hoses, drain container

Model	Doors	Dimension (mm) (inch)			HP	Voltage	Amps	Capacity 1/2 Barrels	Net Weight (kg) (lb)	Temperature Range	NEMA Config.
		L	D	H							
CBBSDD3-72CC	3	1851.7	619.8	905	1/3+	115/60/1	3.96	3	174.6	0.5 ~ 5°C	5-15P 
		72.9	24.4	35.6					385	33 ~ 41°F	
CBBSDD3-90CC	3	2295	705	905	1/3+	115/60/1	4.68	3	224.6	0.5 ~ 5°C	5-15P 
		90.4	27.75	35.6					495	33 ~ 41°F	

>> **Refrigeration Warranty:** 2 year parts and labour; 5 years on compressor; full details on page 226



Specifications subject to change without notice.