

# Toasters

*Cafeterias • Buffets • Supermarkets & Delis  
Restaurants & Cafés • Clubs & Bars • Catering*



**ITQ-1750-2C** *pg. 192*



**TPT-120** *pg. 193*



**TQ3-400** in standard *Designer Black*. *pg. 194*



**TQ-400** *pg. 195*



**TQ-1800** *pg. 195*



**TK-100** *pg. 197*



### Intelligent Toast-Qwik®

Hatco's Intelligent Toast-Qwik® allows the operator to toast multiple products at the touch of the button, changing easily from bagels to croissants to Texas toast to hash browns, as well as melting cheese and finishing smaller food products. The unit can easily take the place of the current toasting platform and add versatility and future menu expansion, along with energy efficiency and cost savings.

- The conveyor toaster can operate in four different modes:
  - ~ Continuous Through Put
  - ~ Select Single Item Mode
  - ~ In and Reverses Out Mode
  - ~ In, Pause, then Continues Through
- USB port located on the front allows for easy transfer of information, such as program changes and product usage information
- The ability to program up to twenty product settings

- Hatco's patented ColorGuard Sensing System monitors and adjusts conveyor speed and temperature during high usage periods to ensure toast color uniformity
- Using Hatco's Spot-On® Technology, the toaster senses when product is placed on the conveyor and activates the unit
- Easy to clean, with removable crumb tray and collector ramp. There is minimal operator maintenance required, with self-cleaning elements and no maintenance motor and conveyor drives



ITQ-875-1C



ITQ-1000-1C



ITQ-1750-2C

### HORIZONTAL CONVEYOR TOASTERS

Model	Voltage	Dimensions W x D x H	Watts	Amps	Capacity/ Minute†	Plug	Approx. Ship Weight	List Price
ITQ-875-1C	208	14 <sup>5</sup> / <sub>8</sub> " x 28 <sup>3</sup> / <sub>4</sub> " x 16 <sup>5</sup> / <sub>8</sub> "	2700	13.0	15	NEMA 6-20P	86 lbs.	<b>\$ 9012</b>
ITQ-875-1C	240	14 <sup>5</sup> / <sub>8</sub> " x 28 <sup>3</sup> / <sub>4</sub> " x 16 <sup>5</sup> / <sub>8</sub> "	2700	11.3	15	NEMA 6-20P	86 lbs.	<b>9012</b>
ITQ-1000-1C®	208-240	17 <sup>5</sup> / <sub>8</sub> " x 28 <sup>5</sup> / <sub>8</sub> " x 18"	3230-4300	15.5-17.9	17	NEMA 6-30P	89 lbs.	<b>9206</b>
ITQ-1750-2C	208	20 <sup>1</sup> / <sub>4</sub> " x 28 <sup>3</sup> / <sub>4</sub> " x 18 <sup>1</sup> / <sub>2</sub> "	4960	23.8	30	NEMA 6-30P	106 lbs.	<b>12274</b>
ITQ-1750-2C	240	20 <sup>1</sup> / <sub>4</sub> " x 28 <sup>3</sup> / <sub>4</sub> " x 18 <sup>1</sup> / <sub>2</sub> "	4960	20.7	30	NEMA 6-30P	106 lbs.	<b>12274</b>

† Toasting capacity may vary by product. Toasting of coated products not recommended.

® Unit is designed to operate on supply voltages between 208V and 240V.

#### All Horizontal Conveyor Toaster Models Feature:

Opening Dimensions: ITQ-875-1C: 5<sup>5</sup>/<sub>8</sub>"W x 2<sup>1</sup>/<sub>8</sub>"H.

ITQ-1000-1C: 9<sup>3</sup>/<sub>8</sub>"W x 2"H.

ITQ-1750-2C: Two openings at 5<sup>5</sup>/<sub>8</sub>"W x 2<sup>1</sup>/<sub>4</sub>"H.

Cord Location: 6' cord – back of unit, lower left center.

### OPTIONS (available at time of purchase only)

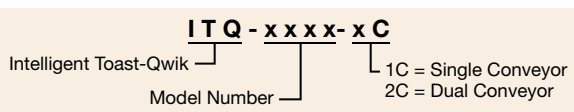
ITQ-L6-20	NEMA L6-20P Locking Cap in lieu of NEMA 6-20P	<b>\$270</b>
ITQ-L6-30	NEMA L6-30P Locking Cap in lieu of NEMA 6-30P	<b>60</b>

### ACCESSORIES (available for purchase at any time)

<b>Paddle, with high temp, non-stick coating –</b>		
ITQ1C-PAD	9" wide Food Paddle for ITQ-1000-1C model only	<b>\$278</b>
ITQ2C-PAD	5.7" wide Food Paddle for ITQ-875-1C and ITQ-1750-2C models only	<b>213</b>
ITQ2CFEED175	Feed Ramp for ITQ-1750-2C only (sold as single ramp only)	<b>130</b>



ITQ2C-PAD  
Accessory



Toasters



## POP-UP Toasters

Perfect for self-serve areas and light volume applications, the Hatco Pop-Up Toasters provide even golden toasting of a variety of bread products. The durable stainless steel housing contains four extra wide self-centering slots with individual toasting controls and removable crumb tray.

- Evenly toasts a variety of bread products including bagels, Texas toast, waffles and English muffins
- All models have four self-centering 1¼" wide slots
- A selector switch for single- or double-sided toasting (excluding TPT-120)
- Durable stainless steel construction
- Individual toasting controls
- Removable crumb trays for easy cleaning
- 6' cord with plug



TPT-120



TPT-208 Selector switch for single- or double-sided toasting (excluding TPT-120)

**Quick-Ship Model** pages 271-277

### POP-UP TOASTERS

Model	Dimensions W x D x H	Voltage	kW	Plug	Approx. Ship Weight	List Price
✓ TPT-120	13½" x 12¾" x 8½"	120	1.4	NEMA 5-15P	14 lbs.	\$ 696
✓ TPT-208	13½" x 12¾" x 8½"	208	2.7	NEMA 6-20P	16 lbs.	1256
✓ TPT-240	13½" x 12¾" x 8½"	240	2.7	NEMA 6-15P	16 lbs.	1256

All Pop-Up Models Feature:

Slot Opening: 1¼"W x 5½"D.

Cord Location: 6' cord – back of unit, lower center.

Pop-Up Toasters can be shipped Fed-Ex Ground or United Parcel Service.

### TOASTER AMP RATINGS

Model	120V/1 Ø Amps	208V/1 Ø Amps	240V/1 Ø Amps
TPT-120	12.0	–	–
TPT-208	–	13.0	–
TPT-240	–	–	11.3

### OPTIONS (available at time of purchase only)

Designer Color – Non-standard colors are non-returnable – Stainless Steel Standard –		
BBLACK	Bold Black (TPT-120 only)	\$178
RRED	Radiant Red (TPT-120 only)	178

### COLORS AND FINISHES – INSIDE BACK COVER



**TPT - x x x**

Toaster Pop-Up Type | Voltage

## Toast-Qwik® Conveyor Toasters

Hatco's industry-leading Toast-Qwik® Toasters have been completely redesigned to provide a great new look, easy to use touchscreen controller (excluding TQ3-10) and increased production capabilities. They continue to provide the best reliability, flexibility and value of any conveyor toaster available!

- Patented ColorGuard Sensing System which monitors chamber temperature and adjusts conveyor speed to ensure consistent toast results - even in your busiest periods
- The TQ-10 features an Air Intake Filter screen on the front of the unit, while the rest of the line features a removable bottom screen. Both versions removable for easy cleaning
- Up to 12 programmable settings for precise and instant product changes (excludes TQ3-10)
- USB port for software updates (excludes TQ3-10)
- Crumb tray is removable for easy cleaning
- 2" high opening standard - 3" high opening available on the TQ-500H, -900H and -2000H models for thicker bread products



**TQ3-2000**  
in standard  
*Designer Black*



**TQ3-500** in optional  
*Designer Warm Red*



**TQ3-10**  
available in  
*Designer Black only*

**Quick-Ship Model** pages 271-277

### HORIZONTAL CONVEYOR TOASTERS

Model	Opening Dimensions (W x H)	Dimensions (W x D x H) <i>Height includes legs</i>	Voltage 50/60Hz	Watts	Amps	Plug	Approx. Ship Weight	List Price
✓ TQ3-10	10 <sup>3</sup> / <sub>8</sub> " x 2"	14 <sup>1</sup> / <sub>2</sub> " x 21 <sup>3</sup> / <sub>16</sub> " x 16 <sup>3</sup> / <sub>16</sub> "	120	1780	14.8	NEMA 5-20P	54 lbs.	\$2026
✓ TQ3-10	10 <sup>3</sup> / <sub>8</sub> " x 2"	14 <sup>1</sup> / <sub>2</sub> " x 21 <sup>3</sup> / <sub>16</sub> " x 16 <sup>3</sup> / <sub>16</sub> "	208 or 240	1780	8.6 or 7.4	NEMA 6-15P	54 lbs.	2026

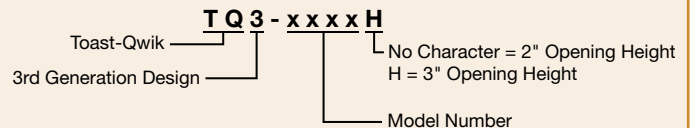
### HORIZONTAL CONVEYOR TOASTERS

Model	Opening Dimensions (W x H)	Dimensions (W x D x H) <i>Height includes legs</i>	Voltage 50/60Hz	Watts	Amps	Plug	Approx. Ship Weight	List Price
✓ TQ3-400*	10 <sup>3</sup> / <sub>8</sub> " x 2"	14 <sup>3</sup> / <sub>4</sub> " x 20 <sup>5</sup> / <sub>8</sub> " x 17 <sup>1</sup> / <sub>8</sub> "	120	1780	14.8	NEMA 5-20P	48 lbs.	\$3894
✓ TQ3-500	10 <sup>3</sup> / <sub>8</sub> " x 2"	14 <sup>3</sup> / <sub>4</sub> " x 20 <sup>5</sup> / <sub>8</sub> " x 17 <sup>1</sup> / <sub>8</sub> "	208 or 240	2220	10.7 or 9.3	NEMA 6-15P	54 lbs.	4149
✓ TQ3-500H	10 <sup>3</sup> / <sub>8</sub> " x 3"	14 <sup>3</sup> / <sub>4</sub> " x 20 <sup>5</sup> / <sub>8</sub> " x 17 <sup>1</sup> / <sub>8</sub> "	208 or 240	2220	10.7 or 9.3	NEMA 6-15P	54 lbs.	4149
✓ TQ3-900	10 <sup>3</sup> / <sub>8</sub> " x 2"	14 <sup>3</sup> / <sub>4</sub> " x 20 <sup>5</sup> / <sub>8</sub> " x 17 <sup>1</sup> / <sub>8</sub> "	208 or 240	3020	14.5 or 12.6	NEMA 6-20P	50 lbs.	4432
✓ TQ3-900H	10 <sup>3</sup> / <sub>8</sub> " x 3"	14 <sup>3</sup> / <sub>4</sub> " x 20 <sup>5</sup> / <sub>8</sub> " x 17 <sup>1</sup> / <sub>8</sub> "	208 or 240	3020	14.5 or 12.6	NEMA 6-20P	55 lbs.	4432
<b>Toasts Three Slices Wide</b>								
✓ TQ3-2000	14 <sup>1</sup> / <sub>8</sub> " x 2"	18 <sup>3</sup> / <sub>4</sub> " x 23 <sup>3</sup> / <sub>8</sub> " x 17 <sup>1</sup> / <sub>8</sub> "	208 or 240	4020	19.3 or 16.8	NEMA 6-30P	67 lbs.	\$5584
✓ TQ3-2000H	14 <sup>1</sup> / <sub>8</sub> " x 3"	18 <sup>1</sup> / <sub>2</sub> " x 22 <sup>3</sup> / <sub>4</sub> " x 17 <sup>1</sup> / <sub>8</sub> "	208 or 240	4020	19.3 or 16.8	NEMA 6-30P	67 lbs.	5584

\* TQ3-400 ships with a loose aluminum toast tray.

**All Toast-Qwik® Models Feature:**

Cord Location: 6' cord – back of unit, lower right corner.



### OPTIONS (available at time of purchase only)

<b>Designer Colors – Non-standard colors are non-returnable – Designer Black Standard –</b>		
<b>SS</b>	Stainless Steel (excluding TQ3-10)	<b>\$345</b>
<b>WRED</b>	Designer Warm Red (excluding TQ3-10)	<b>No Charge</b>
<b>TQ3-30CORD</b>	NEMA 6-30P cord in lieu of standard cord (on TQ3-500 and -900 series only)	<b>\$130</b>
<b>SSINSERT</b>	Stainless Steel toast tray insert (on TQ3-500 and -900 series only)	<b>66</b>
<b>TQ3-RAMP</b>	Extended feed ramp in lieu of existing ramp - adds 3" (excludes TQ3-10 and -400 models)	<b>178</b>
<b>TQ3-RAMP-XL</b>	XL extended feed ramp in lieu of existing ramp - adds 9" (on TQ3-500 and -900 models only)	<b>66</b>

### COLORS AND FINISHES – INSIDE BACK COVER

Toasters



## Toast-Qwik® Conveyor Toasters

Flexibility and performance are yours with the Hatco Toast-Qwik® conveyor toasters. These toasters produce perfect golden toasting, from 300 to 1800 slices per hour. The power save mode conserves energy during non-peak serving times.

- Instant and precise adjustment of toast color with electronic infinite controls that regulate top and bottom heat
- Patented ColorGuard sensing system assures toast uniformity
- Opening height for H and HBA models is 3", for all other models the opening height is 2"
- Insulation and an interior fan provide cool surface temperatures
- Efficient design of front or rear discharge allows unit to be placed where it is most convenient – for sending product to the operator side or to the customer/server side
- TQ-1800 Series are 3-slice wide
- BA models toast one side only and are for bagels and buns, cut side up



TQ-10



TQ-800HBA

### HORIZONTAL CONVEYOR TOASTERS

Model	Dimensions (W x D x H) <i>Height includes legs</i>	Opening Dimensions (W x H)	Voltage 60Hz	kW	Plug	Capacity/ Minute <sup>†</sup>	Approx. Ship Weight	List Price
TQ-10	14½" x 17¾" x 13¾"	10⅞" x 2"	120	1.8	NEMA 5-20P	5 slices	42 lbs.	\$2558
TQ-10	14½" x 17¾" x 13¾"	10⅞" x 2"	208, 240	1.8	NEMA 6-15P	5 slices	42 lbs.	2558

### HORIZONTAL CONVEYOR TOASTERS

Model	Dimensions W x D x H*	Opening Dimensions (W x H)	Voltage 60Hz	kW	Plug	Capacity/ Minute <sup>†</sup>	Approx. Ship Weight	List Price
TQ-400	14½" x 17¾" x 14⅞"	10¼" x 2"	120	1.8	NEMA 5-20P	6 slices	46 lbs.	\$3994
TQ-400	14½" x 17¾" x 14⅞"	10¼" x 2"	208, 240	2.2	NEMA 6-15P	6 slices	46 lbs.	3994
TQ-400BA <sup>▼</sup>	14½" x 17¾" x 14⅞"	10¼" x 2"	120	1.8	NEMA 5-20P	6 slices	46 lbs.	3994
TQ-400BA <sup>▼</sup>	14½" x 17¾" x 14⅞"	10¼" x 2"	208, 240	1.9	NEMA 6-15P	6 slices	46 lbs.	3994
TQ-400H	14½" x 17¾" x 15⅞"	10¼" x 3"	208, 240	2.2	NEMA 6-15P	6 slices	46 lbs.	3994
TQ-800	14½" x 22¾" x 16⅞"	10⅞" x 2"	208	3.3	NEMA 6-20P	14 slices	64 lbs.	4553
TQ-800	14½" x 22¾" x 16⅞"	10⅞" x 2"	240	3.3	NEMA 6-20P	14 slices	64 lbs.	4553
TQ-800BA <sup>▼</sup>	14½" x 22¾" x 16⅞"	10⅞" x 2"	208	3.3	NEMA 6-20P	14 slices	62 lbs.	4553
TQ-800BA <sup>▼</sup>	14½" x 22¾" x 16⅞"	10⅞" x 2"	240	3.3	NEMA 6-20P	14 slices	62 lbs.	4553
TQ-800H	14½" x 22¾" x 16⅞"	10⅞" x 3"	208	3.3	NEMA 6-20P	14 slices	62 lbs.	4553
TQ-800H	14½" x 22¾" x 16⅞"	10⅞" x 3"	240	3.3	NEMA 6-20P	14 slices	62 lbs.	4553
TQ-800HBA <sup>▼</sup>	14½" x 22¾" x 16⅞"	10⅞" x 3"	208	3.3	NEMA 6-20P	13 slices	65 lbs.	4553
TQ-800HBA <sup>▼</sup>	14½" x 22¾" x 16⅞"	10⅞" x 3"	240	3.3	NEMA 6-20P	13 slices	65 lbs.	4553

#### Toasts Three Slices Wide

TQ-1800	18½" x 22¾" x 16⅞"	14⅞" x 2"	208, 240	4.4	NEMA 6-30P	30 slices	73 lbs.	\$5670
TQ-1800BA <sup>▼</sup>	18½" x 22¾" x 16⅞"	14⅞" x 2"	208, 240	4.6	NEMA 6-30P	30 slices	75 lbs.	5670
TQ-1800H	18½" x 22¾" x 16⅞"	14⅞" x 3"	208, 240	4.7	NEMA 6-30P	30 slices	76 lbs.	5670
TQ-1800HBA <sup>▼</sup>	18½" x 22¾" x 16⅞"	14⅞" x 3"	208, 240	4.6	NEMA 6-30P	30 slices	74 lbs.	5670

<sup>†</sup> Toasting capacity may vary by product. Toasting of coated products not recommended.

\* Height includes legs. TQ-400 and TQ-400BA, add 2½" to depth if using tray extension in rear. TQ-800, TQ-800BA, TQ-800H, TQ-800HBA, TQ-1800, TQ-1800BA, TQ-1800H and TQ-1800HBA, add 6½" to depth if using tray extension in rear.

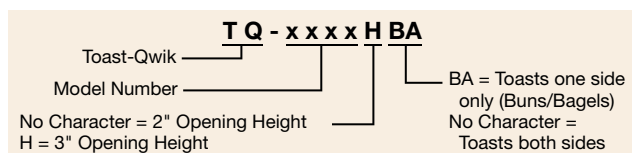
<sup>▼</sup> BA models toast one side only and are for bagels and buns, cut side up.

#### All Conveyor Toaster Models Feature:

Cord Location: 6' cord – back of unit, lower right corner.

Toast-Qwik Toasters can be shipped Fed-Ex Ground or United Parcel Service.

#### OPTIONS AND ACCESSORIES – PAGE 196





**TQ-800H** Toast Qwik®  
Horizontal Conveyor Toaster

**OPTIONS** (available at time of purchase only, excludes TQ-10) (not available on Quick-Ship)

**TQ-PWR-A** Automatic Power Save Mode (switches to Power Save Mode after 30 minutes of inactivity) **No Charge**

**ACCESSORIES** (available for purchase at any time)

**TQRAMP** Additional Extended Feed Guide adds 3" (Not available on TQ-1800 Series) **\$181**

**TQ2-SECURITY** Control Cover and Bracket (not available on TQ-1800 series) **166**



**TQ-800** with  
**TQ2-SECURITY**  
accessory security  
control cover

Toasters

**TQ TOASTER AMP RATINGS**

Model	120V/1 Ø	208V/1 Ø	240V/1 Ø
TQ-10	15.0	8.8	7.6
TQ-400	14.9	10.7	9.3
TQ-400BA	14.8	9.0	7.8
TQ-400H		10.3	9.3
TQ-800		16.0	13.9
TQ-800BA		15.8	13.7
TQ-800H		16.0	13.9
TQ-800HBA		15.8	13.7
TQ-1800		21.4	18.5
TQ-1800H		22.4	19.4
TQ-1800BA		22.0	19.1
TQ-1800HBA		22.0	19.1



## Toast King® Conveyor Toasters

Designed for mid- to high-volume and constant flow applications, Hatco's proven reliability and performance makes the Toast King® Toasters the workhorse of your operation. These toasters use conveyor speed, not temperature, to determine toast color.

- Toasts a variety of bread products
- Stainless steel construction for years of trouble-free service
- Power-saving thermostat for energy savings during non-peak times
- Manual advance, speed control and cord with plug included
- Fully insulated for cooler operation
- Multiple metal sheathed toasting elements
- Toast storage area keeps bread warm and dry
- Capacity of 720-1500 slices per hour
- Three basket access for fast loading
- Top venting keeps heat away from the operator



TK-135B



TK-72

**Quick-Ship Model** pages 271-277

### VERTICAL CONVEYOR TOASTERS

Model	Description	Dimensions* W x D x H	Basket Size W x H	Voltage Single Phase	Hz	Capacity/ Minute†	Plug	Approx. Ship Weight	List Price
TK-72	Bread and Buns	18¼" x 17⅝" x 33¼"	10" x 4⅝"	208 or 240	60	12 slices	NEMA 6-30P	73 lbs.	<b>\$7097</b>
✓ TK-100	Bread and Buns	22¾" x 17⅝" x 33¼"	14½" x 4⅝"	<b>208</b> or 240	60	16 slices	NEMA 6-30P	88 lbs.	<b>7594</b>
TK-135B	Buns Only	22¾" x 17⅝" x 33¼"	14½" x 4⅝"	208 or 240	60	22 slices	NEMA 6-30P	88 lbs.	<b>7596</b>
TK-155B	3-Part Buns	22¾" x 17⅝" x 33¼"	14½" x 4⅝"	208 or 240	60	25 slices	NEMA 6-30P	88 lbs.	<b>8008</b>

\*Width included ¾" for manual advance knob. Depth includes tray extension of 3½".  
† Toasting capacity may vary by product. Toasting of coated products not recommended.

**All Vertical Conveyor Models Feature:**

Max. Product Thickness: 1¼".

Cord Location: 4' cord – back of unit, lower left side.

Toasters

**OPTIONS** (available at time of purchase only) (not available on Quick-Ship)

TK-SECURITY	Control Cover, Bracket, Mounting Hardware and Fuse Cover	<b>\$329</b>
-------------	--	--------------

**ACCESSORIES** (available for purchase at any time)

4" LEGS	4" Adjustable Legs (4)	<b>\$86</b>
---------	------------------------	-------------

**TK TOASTER AMP RATINGS**

Model	208V/1 Ø		kW
	Amps	Amps	
TK-72	19.4	16.8	4.0
TK-100	24.0	21.0	5.0
TK-135B	20.9	18.1	4.3
TK-155B	24.1	20.9	5.0

