



# HOSHIZAKI

## 2022 PRICE GUIDE

EFFECTIVE: July 1, 2022 | REVISED: Oct.4, 2022

# ICE EQUIPMENT

# REFRIGERATION

<b>ICE MACHINE MODEL CODE &amp; USAGE GUIDE</b>	3	<b>STEELHEART FEATURES &amp; BENEFITS</b>	42
<b>TYPES OF ICE</b>	4	<b>REFRIGERATION MODEL CODE</b>	43
<b>CUBER SERIES</b>	5	<b>STEELHEART SERIES</b>	44
Undercounter Cubers with Built-In Bins	6-7	Upright Refrigerators & Freezers	45-48
<i>KMEdge X</i> Crescent Cubers	8-9	Dual Temps	48
<i>KMEdge</i> Crescent Cubers	10-14	Pass Thrus	49-50
<i>KMEdge</i> Crescent Cubers for Dispensers	14-15	Roll Ins	51
<i>KMEdge</i> Low Profile Crescent Cubers	16	Roll Thrus	52
<i>KMEdge</i> Crescent Cubers - Serenity Series	17-18	Compact Undercounter Refrigerator	53
IM Square Cubers {Specialty Ice}	19-20	Undercounter Refrigerators & Freezers	54-56
<b>FLAKER / CUBELET SERIES</b>	21	Undercounter Refrigerators & Freezers with Drawers	57-58
Undercounter Flakers with Built-In Bins	21-22	Worktop Refrigerators & Freezers	59-60
Flakers	22-23	Worktop Refrigerators & Freezers with Drawers	61-62
Undercounter Cubelet with Built-In Bins	24	Drawer / Door Combination Refrigerators	63
Cubelet Ice Machines	24-26	Prep Tables - Sandwich Top Refrigerators	64-65
Cubelets - Serenity Series	27	Prep Tables - Sandwich Top Refrigerators with Drawers	66
<b>DISPENSER SERIES</b>	28	Prep Tables - Mega Top Refrigerators	67-68
DCM Series	28-29	Prep Tables - Mega Top Refrigerators with Drawers	69-70
DB/DKM Hotel/Motel Dispensers	31	Prep Tables - Pizza Refrigerators	71
DM/DWM Dispensers	32	Prep Tables - Pizza Refrigerators with Drawers	72
<b>ICE STORAGE BINS</b>	33-34	Prep Tables - Pizza Refrigerators Drawer / Door Combos	73
<b>DISPENSER STANDS</b>	35	Refrigerated Equipment Stands	74
<b>TOP KIT MATRIX</b>	36	<b>SUSHI CASES</b>	75
<b>REMOTE CONDENSERS &amp; MATRIX</b>	37-39	<b>GLASS DOOR MERCHANDISERS</b>	76
<b>WATER FILTRATION</b>	40	<b>BACK BAR REFRIGERATION</b>	77-80
<b>OZONE DEVICE &amp; REMOTE MONITORING</b>	41	<b>ECONOMY SERIES</b>	81-83
		<b>REFRIGERATION ACCESSORIES</b>	85-89

## HOSHIZAKI. BEYOND STRONG.

It's the promise of reliability... and the peace of mind that comes with it. It's performing beyond expectations...with relentless durability and sustainability. It's knowing that we've already thought about your future and can endure at the next level.



## HEADQUARTERS FOR THE AMERICAS

**HOSHIZAKI AMERICA, INC.**, with corporate headquarters in Peachtree City, Georgia, and a second manufacturing facility in Griffin, Georgia, operates some of the most automated production facilities in the industry. Certified as Georgia Made, HOSHIZAKI is proud to inform domestic and international consumers that many of their products have received the certification confirming they are manufactured in the state of Georgia. Using state-of-the-art technology, every HOSHIZAKI unit is run-tested at each factory, and undergoes rigorous quality performance tests. HOSHIZAKI offers advanced training seminars at our headquarters and basic training programs across the country for both service representatives and customers.



## DID YOU KNOW?

- **HOSHIZAKI** is the world's largest manufacturer of commercial ice equipment, employing over 13,180 people.
- **HOSHIZAKI** is the world's largest manufacturer of commercial refrigerated food service equipment with sales of over \$2.5 billion serving customers in 60 nations.
- **HOSHIZAKI** operates plants worldwide including two in the USA, three in Japan, one each in England and China.
- In expansion to a full-service kitchen equipment company, **HOSHIZAKI** acquired Lancer Corporation in 2006, GRAM Commercial A/S in 2008, and both Jackson and Macom in 2013.
- **HOSHIZAKI** is certified in ISO-9001 and ISO-14001  
- being the first and only food service equipment manufacturer to achieve ISO-14001.
- **HOSHIZAKI** was awarded "Partner Of The Year - Sustained Excellence" by ENERGY STAR®.





# WARRANTY

**EFFECTIVE: July 1, 2022**

Supersedes all previous price lists

## TERMS and CONDITIONS

Prices are F.O.B. Factory. All prices and specifications are subject to change without notice. HOSHIZAKI reserves the right to determine point of shipment.

**TERMS:** Terms are such as the Company may extend to the purchaser.

**LOST OR DAMAGED SHIPMENTS:** Whenever seller shall deliver or cause to be delivered to a common carrier any goods ordered by consignee, whether the particular common carrier shall have been designated in the shipping instructions of the consignee or not, seller shall not be responsible for any delays or damage in shipment and the common carrier to which seller shall deliver goods shipped to the consignee is hereby declared to the agent of the consignee. Therefore, it is the responsibility of the consignee to file claim with the carrier for lost or damaged shipments.

## WARRANTY

All units to be free from manufacturing defects, covered by:

### **KMEdge Series Cubers, DKM Ice Machine & Dispenser and DB/DM Hotel/Motel Dispensers**

3-Year - Parts & Labor on entire machine & DB/DM Dispenser

5-Year - Parts & Labor on Evaporator, Parts on Compressor, Air-Cooled Condenser Coil

### **AM-50 Series Cubers & C-80 Flakers**

2-Year - Parts & Labor on Entire Machine

### **DWM MODwater Water Dispensers**

3-Year - Parts & Labor on Entire Machine

### **IM Series Cubers (Specialty Ice)**

3-Year - Parts & Labor on Entire Machine

5-Year - Parts on Compressor and Air-Cooled Condenser Coil

### **Flakers and Cubelet Ice Machines, DCM Ice & Water Dispensers**

3-Year - Parts & Labor on Entire Machine

5-Year - Parts on Compressor and Air-Cooled Condenser Coil

### **Bins & Water Dispensers**

3-Year - Parts & Labor on Slope Front Bins

5-Year - Parts & Labor on Large Upright Bin Models

### **Countertop Refrigerated Display Cases**

1-Year - Parts & Labor on Entire Machine

2-Year - Parts & Labor on Compressor, Evaporator, Air-Cooled Condenser

5-Year - Parts on Compressor, Air-Cooled Condenser

### **Accessories**

90 Day - Parts only

1-Year - HS-5061 Drain Pump (Beckett Brand) - Parts & Labor

1-Year - Water Filter System & Replaceable Elements

### **Warranty**

Warranty valid in United States, Canada, Puerto Rico, & U.S. Territories only. Contact factory for warranty in other countries. Refer to manufacturer's full warranty for complete details. Suggested list prices are intended only as a guide. This does not restrict the price seller may establish due to market conditions.

## AGENCY LISTINGS and MARKS



Intertek



Intertek



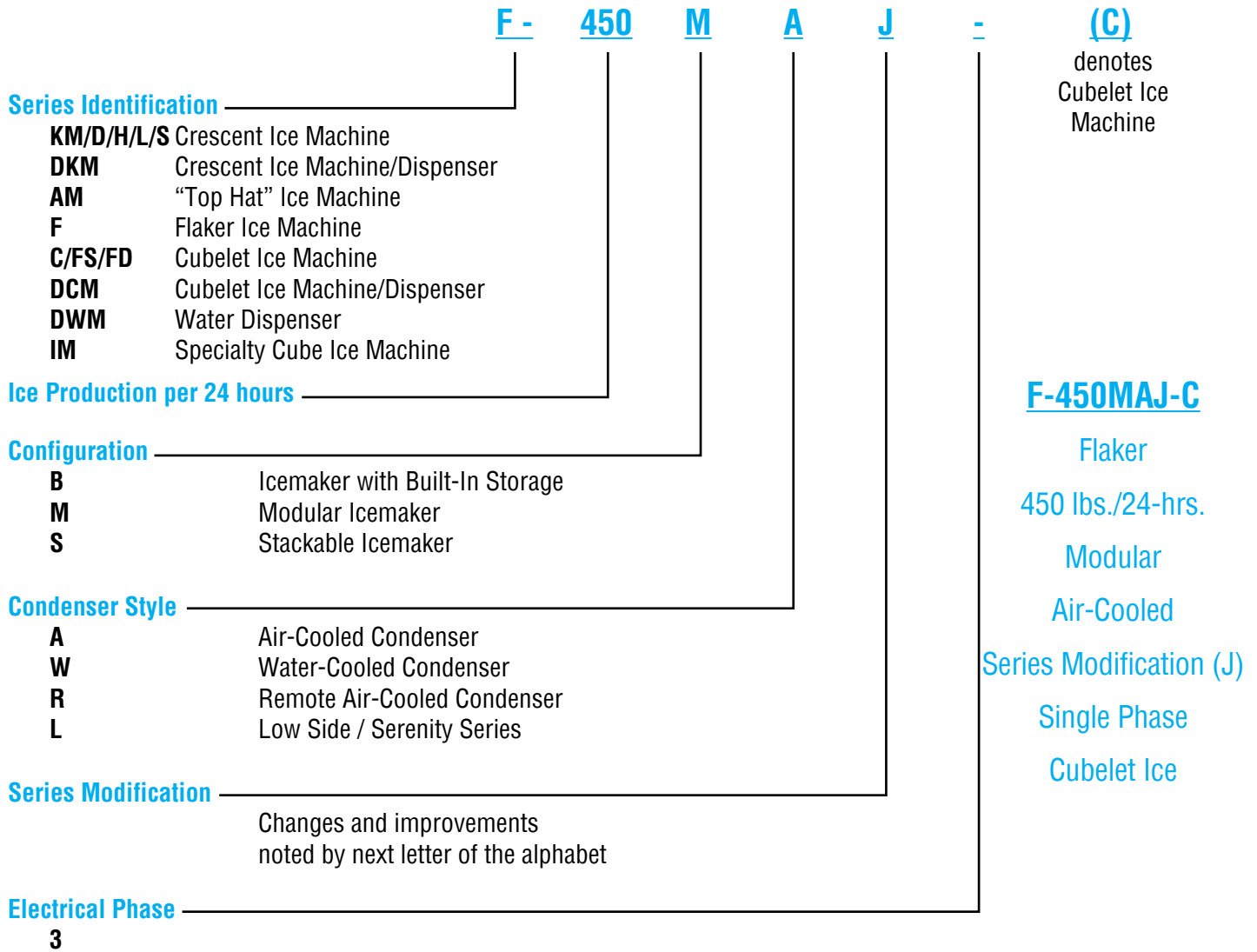
Intertek

CANADIAN ENERGY PERFORMANCE VERIFIED  
RENDEMENT ENERGETIQUE VERIFIE





# ICE MACHINE MODEL NUMBER IDENTIFICATION CODE



## CHOOSING THE RIGHT ICE MAKER



## HOW MUCH ICE DO YOU NEED?

Before choosing an ice maker, take a look at how many customers you serve and what type of ice you will need



**Restaurants**  
use an average of **2 lbs.** of ice per customer per day

**Schools and university cafeterias** average about **1.5 lbs.** of ice per student per day



**Hospital cafeterias** use about **1 lbs.** of ice per person per day and an average of **10 lbs.** for every bed

**Bars and cocktail lounges** use about **3 lbs.** of ice per seat



**Hotels** use about **5 lbs.** of ice per room per day

**Pounds of ice used**  
**X** **Number of customers served**

**=** **The size of ice maker you need**

**Your menu should dictate your machine**  
—not the other way around



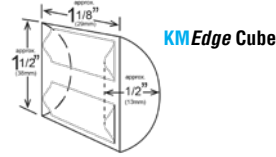
# TYPES OF ICE



**Crescent Cube** - Individual, hard, clear, crescent shape

Ice Equipment:

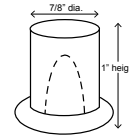
- KM KMD
- KML KMS
- KMH DKM models



**“Top Hat” Cube** - Individual, hard, clear, round shape

Ice Equipment:

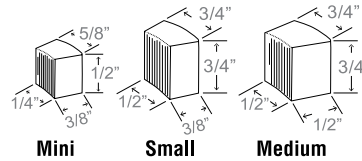
- AM models



**Cubelet** - Chewable, soft, light, small nugget shape

Ice Equipment:


- C FS-C
- FD-C DCM models
- F-C



**Flaked** - Soft, light, chewable, various shapes

Ice Equipment:

- F models



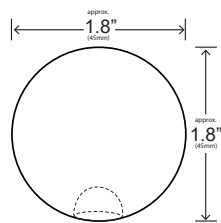
## SPECIALTY ICE

Ice Equipment: IM models



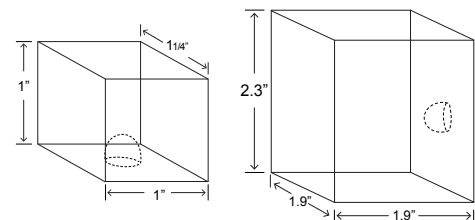
### Sphere

1.8” in diameter, clear and solid



### Square Cube

Individual, hard, clear, square shape





# CUBER SERIES

## Features & Benefits of the KM Cuber

Clean, clear individual crescent cubes, longer lasting equipment and the most efficient, money-saving ice maker ever.



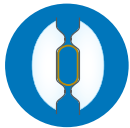
### Energy Efficient

Our CycleSaver™ design produces the same amount of ice in half the number of cycles compared to other ice machines, resulting in a longer total product life.



### Sanitary Components

Removable air filters allow for easy and affordable maintenance. Sealed compartments protect the evaporator, reducing bacteria growth and cleaning frequency.




### Dual-sided Evaporator

Making ice on both sides of the evaporator reduces energy costs by creating the most efficient heat exchange.

## DARE TO COMPARE

	COMPETITOR Model	KM-520MAJ
DAILY PRODUCTION	380 lbs	480 lbs
ELECTRICAL	5.8 kWh	4.7 kWh
WATER	18 gal	14.7 gal
LIST PRICE	\$8,690	\$8,000

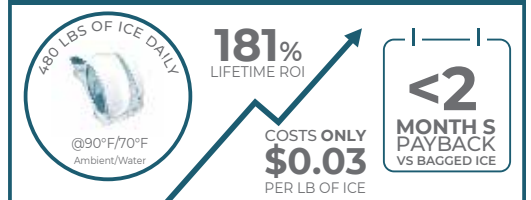
## ENERGY EFFICIENT



## SAVE BEVERAGE



## FINANCIAL BENEFITS



## Features & Benefits of the AM Cuber

Individual top-hat style cubes eliminates clumping and allow for easy filling of glass.



### Dependability

AM Series Cubers were designed with fewer moving parts, which contribute to its long life and dependability



### Possibilities



Compact size (less than 15 inches wide), undercounter design, swing style reversible door, and UL approval for outdoor use, expand the possibilities where this machine can be installed.






# CUBER Self-Contained

## AM-50BAJ

-DS shown with Custom Cabinetry



### Undercounter **AM** Cubers with Built-In Bins

Dimensions: 14 <sup>7</sup>/<sub>8</sub>"W X 22 <sup>5</sup>/<sub>8</sub>"D X 33 <sup>1</sup>/<sub>2</sub>"H  
The ADA compliant machine dimensions are 14<sup>7</sup>/<sub>8</sub>"W x 22<sup>5</sup>/<sub>8</sub>"D x 31<sup>1</sup>/<sub>2</sub>" H

**Self-Contained Bin Storage Capacity Up to 22 Lbs.**

Model Number	Condenser	Lbs. of Ice per 24 hours 90°A / 70°W	Lbs. of Ice per 24 hours 70°A / 50°W	Electrical	kWh per 100 Lbs.	Shipping Weight	List F.O.B. Griffin
<b>AM-50BAJ</b>	Air-Cooled	35	51	115V/60/1	10.4	97 Lbs.	<b>\$5,240</b>
<b>AM-50BAJ-DS†</b>	Air-Cooled	35	51	115V/60/1	10.4	97 Lbs.	<b>\$5,340</b>
<b>AM-50BAJ-AD*</b>	Air-Cooled	34	55	115V/60/1	9.9	99 Lbs.	<b>\$5,460</b>
<b>AM-50BAJ-ADDS†*</b>	Air-Cooled	34	55	115V/60/1	9.9	99 Lbs.	<b>\$5,610</b>




**Accessories:** **HS-0229** DS Door Reversal Part (*Order as a Service Part*)

**HS-5061** Drain Pump (Beckett Brand) 1 Year Warranty - Parts & labor (*Order as Accessory*) \$890

**HS-0182** Side Trim Kit \$340


**HS-2133** 2" Top Spacer Kit available \$250


**H9320-51** Recommended Water Filtration - Single Configuration \$530

UL approved for outdoor use  
†DS Models - Wood Door System (Designed to accommodate custom cabinetry)  
\*ADA compliant

## KM-81BAJ





### Undercounter **KMEdge** Cuber with Built-In Bin







Dimensions: 17 <sup>3</sup>/<sub>4</sub>"W X 24"D X 39"H (6" Legs Included)

**Self-Contained Bin Storage Capacity Up to 38 Lbs.†**

Model Number	Condenser	Lbs. of Ice per 24 hours 90°A / 70°W	Lbs. of Ice per 24 hours 70°A / 50°W	Electrical	kWh per 100 Lbs.	Shipping Weight	List F.O.B. Griffin
<b>KM-81BAJ*</b>	Air-Cooled	52	78	115V/60/1	8.45	125 Lbs.	<b>\$4,700</b>


**Accessories:** **HS-5061** Drain Pump (Beckett Brand) 1 Year Warranty - Parts & labor (*Order as Accessory*) \$890


**H9320-51** Recommended Water Filtration - Single Configuration \$530

†Rated in accordance with AHRI Standard 820(I-P). Capacity based on 100% of total volume x 30 lb/ft<sup>3</sup> average density of ice.  
\*ENERGY STAR qualified

## KM-116BAJ





### Undercounter **KMEdge** Cuber with Built-In Bin







Dimensions: 23 <sup>3</sup>/<sub>4</sub>"W X 24"D X 39"H (6" Legs Included)

**Self-Contained Bin Storage Capacity Up to 53 Lbs.†**

Model Number	Condenser	Lbs. of Ice per 24 hours 90°A / 70°W	Lbs. of Ice per 24 hours 70°A / 50°W	Electrical	kWh per 100 Lbs.	Shipping Weight	List F.O.B. Griffin
<b>KM-116BAJ*</b>	Air-Cooled	100	125	115V/60/1	8.1	146 Lbs.	<b>\$5,300</b>

**Accessories:** **HS-5061** Drain Pump (Beckett Brand) 1 Year Warranty - Parts & labor (*Order as Accessory*) \$890

**H9320-51** Recommended Water Filtration - Single Configuration \$530






















†Rated in accordance with AHRI Standard 820(I-P). Capacity based on 100% of total volume x 30 lb/ft<sup>3</sup> average density of ice.  
\*ENERGY STAR qualified












# CUBER Self-Contained

		<h2>Undercounter <i>KMEdge</i> Cuber with Built-In Bin</h2>					<b>Self-Contained Bin Storage Capacity Up to 78 Lbs.<sup>†</sup></b>	
		Dimensions: 23 <sup>3</sup> / <sub>4</sub> "W X 28 <sup>1</sup> / <sub>4</sub> "D X 39"H (6" Legs Included)						
		Model Number	Condenser	Lbs. of Ice per 24 hours 90°A / 70°W	Lbs. of Ice per 24 hours 70°A / 50°W	Electrical	kWh per 100 Lbs.	Shipping Weight
<b>KM-161BAJ</b>	Air-Cooled	123	163	115V/60/1	8.6	159 Lbs.	<b>\$5,810</b>	
<b>KM-161BWJ</b>	Water-Cooled	135	153	115V/60/1	6.5	163 Lbs.	<b>\$6,150</b>	
<b>Accessories: H9320-51</b> Recommended Water Filtration - Single Configuration							\$530	
    								
<sup>†</sup> Rated in accordance with AHRI Standard 820(I-P). Capacity based on 100% of total volume x 30 lb/ft <sup>3</sup> average density of ice.								

		<h2>Undercounter <i>KMEdge</i> Cuber with Built-In Bin</h2>					<b>Self-Contained Bin Storage Capacity Up to 80 Lbs.<sup>†</sup></b>	
		Dimensions: 24"W X 28"D X 39"H (6" Legs Included)						
		Model Number	Condenser	Lbs. of Ice per 24 hours 90°A / 70°W	Lbs. of Ice per 24 hours 70°A / 50°W	Electrical	kWh per 100 Lbs.	Shipping Weight
<b>KM-231BAJ</b>	Air-Cooled	147	213	115V/60/1	8.4	165 Lbs.	<b>\$6,300</b>	
<b>Accessories: H9320-51</b> Recommended Water Filtration - Single Configuration							\$530	
    								
<sup>†</sup> Rated in accordance with AHRI Standard 820(I-P). Capacity based on 100% of total volume x 30 lb/ft <sup>3</sup> average density of ice.								

		<h2>Undercounter <i>KMEdge</i> Cuber with Built-In Bin</h2>					<b>Self-Contained Bin Storage Capacity Up to 100 Lbs.<sup>†</sup></b>	
		Dimensions: 30"W X 28"D X 39"H (6" Legs Included)						
		Model Number	Condenser	Lbs. of Ice per 24 hours 90°A / 70°W	Lbs. of Ice per 24 hours 70°A / 50°W	Electrical	kWh per 100 Lbs.	Shipping Weight
<b>KM-301BAJ</b>	Air-Cooled	212	290	115V/60/1	7.1	206 Lbs.	<b>\$7,350</b>	
<b>KM-301BWJ</b>	Water-Cooled	237	285	115V/60/1	4.90	189 Lbs.	<b>\$7,420</b>	
<b>Accessories: H9320-51</b> Recommended Water Filtration - Single Configuration							\$530	
    								
<sup>†</sup> Rated in accordance with AHRI Standard 820(I-P). Capacity based on 100% of total volume x 30 lb/ft <sup>3</sup> average density of ice.								



## KMEDGE X ICE MACHINE SERIES



**Reliable operation** with stronger, more durable construction, less service parts, and increased ice production.

**Easier installation** with a more compact footprint and factory installed ultrasonic bin control.

**Simple maintenance** with new CleanAssist technology and redesigned float switch for one-hour cleaning.

### KM-350M\_J

### KMEdge X Series Cubers

Ice Machine Dimensions: 22"W X 27<sup>3/8</sup>"D X 28"H

Model Number	Condenser	Lbs. of Ice per 24 hours 90°A / 70°W	Lbs. of Ice per 24 hours 70°A / 50°W	Electrical	kWh per 100 Lbs.	Shipping Weight	List F.O.B. Griffin
<b>KM-350MAJ*</b>	Air-Cooled	393	489	115V/60/1	5.4	175 Lbs.	<b>\$7,480</b>
<b>KM-350MWJ</b>	Water-Cooled	383	414	115V/60/1	4.9	175 Lbs.	<b>\$7,510</b>

**Accessories:** **H9320-51** Recommended Water Filtration - Single Configuration \$530  
**HS-5426** Tamper Proof Kit - Air-Cooled Units \$590  
**HS-5427** Tamper Proof Kit - Water/Remote Units \$590

22 x 32 1/2 x 74    30 x 32 1/2 x 74    44 x 32 1/2 x 74    48 x 32 1/2 x 74    52 x 32 1/2 x 74

Dimensions shown in W x D x H include Bins. See TOP KIT MATRIX (pg 36) for top kit options based on bin size.

\*ENERGY STAR qualified

### KM-420M\_J

### KMEdge X Series Cubers

Ice Machine Dimensions: 22"W X 27<sup>3/8</sup>"D X 28"H

Model Number	Condenser	Lbs. of Ice per 24 hours 90°A / 70°W	Lbs. of Ice per 24 hours 70°A / 50°W	Electrical	kWh per 100 Lbs.	Shipping Weight	List F.O.B. Griffin
<b>KM-420MAJ*</b>	Air-Cooled	440	508	115V/60/1	5.3	175 Lbs.	<b>\$7,600</b>
<b>KM-420MWJ</b>	Water-Cooled	435	472	115V/60/1	4.7	175 Lbs.	<b>\$7,740</b>
<b>KM-420MRJ*</b>	Remote A-C	460	521	115V/60/1	5.0	175 Lbs.	<b>\$7,470</b>

**Accessories:** **H9320-51** Recommended Water Filtration - Single Configuration \$530  
**HS-5426** Tamper Proof Kit - Air-Cooled Units \$590  
**HS-5427** Tamper Proof Kit - Water/Remote Units \$590

22 x 32 1/2 x 74    30 x 32 1/2 x 74    44 x 32 1/2 x 74    48 x 32 1/2 x 74    52 x 32 1/2 x 74

Dimensions shown in W x D x H include Bins. See TOP KIT MATRIX (pg 36) for top kit options based on bin size.

Use URC-5F Condenser for Remote Air-Cooled Unit

†Always pair "Z" model ice machines with "Z" model remote condenser.

\*ENERGY STAR qualified

# CUBER

## KM-520M\_J

## KMEdge X Series Cubers

Ice Machine Dimensions: 22"W X 27<sup>3/8</sup>"D X 28"H

Model Number	Condenser	Lbs. of Ice per 24 hours 90°A / 70°W	Lbs. of Ice per 24 hours 70°A / 50°W	Electrical	kWh per 100 Lbs.	Shipping Weight	List F.O.B. Griffin
<b>KM-520MAJ*</b>	Air-Cooled	480	556	115V/60/1	4.7	175 Lbs.	<b>\$8,000</b>
<b>KM-520MWJ</b>	Water-Cooled	444	474	115V/60/1	4.7	175 Lbs.	<b>\$8,140</b>
<b>KM-520MRJ*</b>	Remote A-C	495	547	115V/60/1	4.8	175 Lbs.	<b>\$7,870</b>
<b>KM-520MRJZ**</b>	Remote A-C	495	547	115V/60/1	4.8	175 Lbs.	<b>\$7,870</b>

Model Number	Condenser	Kgs. of Ice per 24 hours 32°A / 21°W	Kgs. of Ice per 24 hours 21°A / 10°W	Electrical	kWh per 100 Lbs.	Shipping Weight	List F.O.B. Griffin
<b>KM-520MAJ-E*</b>	Air-Cooled	197	238	220-240V/50/1	4.9	68 Kg.	<b>\$8,210</b>

**Accessories:** **H9320-51** Recommended Water Filtration - Single Configuration \$530  
**HS-5426** Tamper Proof Kit - Air-Cooled Units \$590  
**HS-5427** Tamper Proof Kit - Water/Remote Units \$590

Use URC-5F Condenser for Remote Air-Cooled Unit  
 "E" suffix designates 50 hertz model see spec sheet for certifications  
 \*Always pair "Z" model ice machines with "Z" model remote condenser.  
 \*ENERGY STAR qualified

B-300  
 22 x 32 1/2 x 74

B-500  
 30 x 32 1/2 x 74

B-700  
 44 x 32 1/2 x 74

B-800  
 48 x 32 1/2 x 74

B-900  
 52 x 32 1/2 x 74

Dimensions shown in W x D x H include Bins. See TOP KIT MATRIX (pg 36) for top kit options based on bin size.

## KM-660M\_J

## KMEdge X Series Cubers

Ice Machine Dimensions: 22"W X 27<sup>3/8</sup>"D X 28"H

Model Number	Condenser	Lbs. of Ice per 24 hours 90°A / 70°W	Lbs. of Ice per 24 hours 70°A / 50°W	Electrical	kWh per 100 Lbs.	Shipping Weight	List F.O.B. Griffin
<b>KM-660MAJ</b>	Air-Cooled	617	665	115V/60/1	5.1	180 Lbs.	<b>\$9,110</b>
<b>KM-660MWJ</b>	Water-Cooled	668	669	115V/60/1	4.3	180 Lbs.	<b>\$9,410</b>
<b>KM-660MRJ*</b>	Remote A-C	570	642	115V/60/1	5.25	180 Lbs.	<b>\$8,990</b>
<b>KM-660MRJZ**</b>	Remote A-C	570	642	115V/60/1	5.25	180 Lbs.	<b>\$8,990</b>

Model Number	Condenser	Kgs. of Ice per 24 hours 32°A / 21°W	Kgs. of Ice per 24 hours 21°A / 10°W	Electrical	kWh per 45 Kgs.	Shipping Weight	List F.O.B. Griffin
<b>KM-660MAJ-E</b>	Air-Cooled	262	280	220-240V/50/1	4.9	68 Kg.	<b>\$9,370</b>

**Accessories:** **H9320-51** Recommended Water Filtration - Single Configuration \$530  
**HS-5426** Tamper Proof Kit - Air-Cooled Units \$590  
**HS-5427** Tamper Proof Kit - Water/Remote Units \$590

Use URC-5F Condenser for Remote Air-Cooled Unit  
 "E" suffix designates 50 hertz model see spec sheet for certifications  
 †Always pair "Z" model ice machines with "Z" model remote condenser.  
 \*ENERGY STAR qualified

B-300  
 22 x 32 1/2 x 74

B-500  
 30 x 32 1/2 x 74

B-700  
 44 x 32 1/2 x 74

B-800  
 48 x 32 1/2 x 74


B-900  
 52 x 32 1/2 x 74

Dimensions shown in W x D x H include Bins. See TOP KIT MATRIX (pg 36) for top kit options based on bin size.



# CUBER

## KM-901M\_J



### KMEdge Cubers

Ice Machine Dimensions: 30"W X 27<sup>3/8</sup>"D X 32<sup>1/2</sup>"H



Model Number	Condenser	Lbs. of Ice per 24 hours 90°A / 70°W	Lbs. of Ice per 24 hours 70°A / 50°W	Electrical	kWh per 100 Lbs.	Shipping Weight	List F.O.B. Griffin
<b>KM-901MAJ</b>	Air-Cooled	753	905	208-230V/60/1	5.0	260 Lbs.	<b>\$12,250</b>
<b>KM-901MWJ</b>	Water-Cooled	870	950	208-230V/60/1	3.6	250 Lbs.	<b>\$12,530</b>
<b>KM-901MRJ*</b>	Remote A-C	853	904	208-230V/60/1	4.5	250 Lbs.	<b>\$12,100</b>
<b>KM-901MRJZ†</b>	Remote A-C	780	900	208-230V/60/3	4.75	255 Lbs.	<b>\$12,100</b>
<b>KM-901MRJ3*</b>	Remote A-C	830	927	208-230V/60/3	4.4	250 Lbs.	<b>\$12,530</b>
<b>KM-901MRJZ3†</b>	Remote A-C	780	900	208-230V/60/3	4.75	255 Lbs.	<b>\$12,530</b>

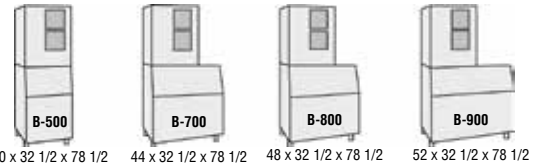
**Accessories:** **H9320-52** Recommended Water Filtration - Twin Configuration \$890  
**HS-5245** Tamper Proof Kit - Air-Cooled Units \$680  
**HS-5246** Tamper Proof Kit - Water/Remote Units \$680



Use URC-14F Condenser for Remote Air-Cooled Unit

\*ENERGY STAR qualified


†Always pair "Z" model ice machines with "Z" model remote condenser.



30 x 32 1/2 x 78 1/2    44 x 32 1/2 x 78 1/2    48 x 32 1/2 x 78 1/2    52 x 32 1/2 x 78 1/2

Dimensions shown in W x D x H include Bins. See TOP KIT MATRIX (pg 36) for top kit options based on bin size.

## KM-1100M\_J



### KMEdge Cubers

Ice Machine Dimensions: 30"W X 27<sup>3/8</sup>"D X 32<sup>1/2</sup>"H



Model Number	Condenser	Lbs. of Ice per 24 hours 90°A / 70°W	Lbs. of Ice per 24 hours 70°A / 50°W	Electrical	kWh per 100 Lbs.	Shipping Weight	List F.O.B. Griffin
<b>KM-1100MAJ</b>	Air-Cooled	935	1087	208-230V/60/1	4.9	290 Lbs.	<b>\$14,140</b>
<b>KM-1100MWJ</b>	Water-Cooled	1006	1073	208-230V/60/1	4.0	280 Lbs.	<b>\$14,020</b>
<b>KM-1100MRJ</b>	Remote A-C	1030	1156	208-230V/60/1	4.5	272 Lbs.	<b>\$13,630</b>
<b>KM-1100MRJZ†</b>	Remote A-C	1030	1156	208-230V/60/1	4.5	272 Lbs.	<b>\$13,630</b>

Model Number	Condenser	Kgs. of Ice per 24 hours 32°A / 21°W	Kgs. of Ice per 24 hours 21°A / 10°W	Electrical	kWh per 45 Kgs.	Shipping Weight	List F.O.B. Griffin
<b>KM-1100MAJ50</b>	Air-Cooled	356	464	220-240V/50/1	5.7	136 Kg.	<b>\$14,150</b>

**Accessories:** **H9320-52** Recommended Water Filtration - Twin Configuration \$890  
**HS-5245** Tamper Proof Kit - Air-Cooled Units \$680  
**HS-5246** Tamper Proof Kit - Water/Remote Units \$680



Use URC-14F Condenser for Remote Air-Cooled Unit

"E" suffix designates 50 hertz model see spec sheet for certifications

†Always pair "Z" model ice machines with "Z" model remote condenser.



30 x 32 1/2 x 78 1/2    44 x 32 1/2 x 78 1/2    48 x 32 1/2 x 78 1/2    52 x 32 1/2 x 78 1/2

Dimensions shown in W x D x H include Bins. See TOP KIT MATRIX (pg 36) for top kit options based on bin size.



# CUBER

## KM-1301S\_J

## KMEdge Cubers

Ice Machine Dimensions: 48"W X 27 <sup>3</sup>/<sub>8</sub>"D X 27 <sup>3</sup>/<sub>8</sub>"H

Model Number	Condenser	Lbs. of Ice per 24 hours 90°A / 70°W	Lbs. of Ice per 24 hours 70°A / 50°W	Electrical	kWh per 100 Lbs.	Shipping Weight	List F.O.B. Griffin
<b>KM-1301SAJ</b>	Air-Cooled	1301	1365	208-230V/60/1	4.27	338 Lbs.	<b>\$15,590</b>
<b>KM-1301SWJ</b>	Water-Cooled	1230	1247	208-230V/60/1	3.76	335 Lbs.	<b>\$15,720</b>
<b>KM-1301SRJ</b>	Remote A-C	1260	1400	208-230V/60/1	4.28	335 Lbs.	<b>\$15,460</b>
<b>KM-1301SRJZ*†</b>	Remote A-C	1260	1400	208-230V/60/1	4.28	335 Lbs.	<b>\$15,460</b>
<b>KM-1301SRJZ3*†</b>	Remote A-C	1260	1400	208-230V/60/1	4.28	335 Lbs.	<b>\$15,590</b>
<b>KM-1301SAJ3*</b>	Air-Cooled	1350	1427	208-230V/60/3	3.95	338 Lbs.	<b>\$15,720</b>
<b>KM-1301SWJ3</b>	Water-Cooled	1355	1360	208-230V/60/3	3.25	335 Lbs.	<b>\$16,160</b>
<b>KM-1301SRJ3*</b>	Remote A-C	1330	1433	208-230V/60/3	3.83	339 Lbs.	<b>\$15,590</b>

Model Number	Condenser	Kgs. of Ice per 24 hours 32°A / 21°W	Kgs. of Ice per 24 hours 21°A / 10°W	Electrical	kWh per 45 Kgs.	Shipping Weight	List F.O.B. Griffin
<b>KM-1301SAJ-E</b>	Air-Cooled	501	624	220-240/50/1	4.5	154 Kgs.	<b>\$16,440</b>

**Accessories:** **H9320-53** Recommended Water Filtration - Triple Configuration \$1,240  
**HS-5252** Tamper Proof Kit - Air-Cooled Units \$750  
**HS-5253** Tamper Proof Kit - Water/Remote Units \$750

Use URC-14F Condenser for Remote Air-Cooled Unit  
 "E" suffix designates 50 hertz model  
 see spec for certifications  
 †Always pair "Z" model ice machines with "Z" model remote condenser.

\*ENERGY STAR qualified

48 x 32 1/2 x 73 3/8    48 x 32 1/2 x 101 3/4    52 x 32 1/2 x 73 3/8    52 x 32 1/2 x 101 3/4

Dimensions shown in W x D x H include Bins. See TOP KIT MATRIX (pg 36) for top kit options based on bin size.

## KM-1340M\_J

## KMEdge Cubers

Ice Machine Dimensions: 30"W X 27 <sup>3</sup>/<sub>8</sub>"D X 41 <sup>1</sup>/<sub>2</sub>"H

Model Number	Condenser	Lbs. of Ice per 24 hours 90°A / 70°W	Lbs. of Ice per 24 hours 70°A / 50°W	Electrical	kWh per 100 Lbs.	Shipping Weight	List F.O.B. Griffin
<b>KM-1340MAJ</b>	Air-Cooled	1089	1275	208-230V/60/1	4.81	315 Lbs.	<b>\$15,580</b>
<b>KM-1340MWJ</b>	Water-Cooled	1280	1323	208-230V/60/1	3.6	315 Lbs.	<b>\$15,700</b>
<b>KM-1340MRJ</b>	Remote A-C	1177	1371	208-230V/60/1	4.54	289 Lbs.	<b>\$15,430</b>
<b>KM-1340MRJZ†</b>	Remote A-C	1266	1428	208-230V/60/3	4.54	289 Lbs.	<b>\$15,430</b>
<b>KM-1340MRJZ3*†</b>	Remote A-C	1266	1428	208-230V/60/3	4.12	289 Lbs.	<b>\$15,700</b>

**Accessories:** **\*\*HS-5030** Transformer Kit - 4 wire to 3 wire (eliminates need for dedicated neutral) \$240  
**H9320-53** Recommended Water Filtration - Triple Configuration \$1,240

Use URC-14F Condenser for Remote Air-Cooled Unit  
 \*ENERGY STAR qualified

†Always pair "Z" model ice machines with "Z" model remote condenser.


30 x 32 1/2 x 87 1/2    44 x 32 1/2 x 87 1/2    48 x 32 1/2 x 87 1/2    52 x 32 1/2 x 87 1/2

Dimensions shown in W x D x H include Bins. See TOP KIT MATRIX (pg 36) for top kit options based on bin size.




# CUBER

KM-1601MRJ




## KMEdge Cubers


Ice Machine Dimensions: 30"W X 27<sup>3/8</sup>"D X 41<sup>5/8</sup>"H




Model Number	Condenser	Lbs. of Ice per 24 hours 90°A / 70°W	Lbs. of Ice per 24 hours 70°A / 50°W	Electrical	kWh per 100 Lbs.	Shipping Weight	List F.O.B. Griffin
<b>KM-1601MRJ</b>	Remote A-C	1550	1594	208-230V/60/1	4.35	316 Lbs.	<b>\$17,970</b>
<b>KM-1601MRJZ†</b>	Remote A-C	1550	1594	208-230V/60/1	4.35	316 Lbs.	<b>\$17,970</b>
<b>KM-1601MRJ3</b>	Remote A-C	1550	1653	208-230V/60/3	4.09	316 Lbs.	<b>\$18,370</b>
<b>KM-1601MRJ3†</b>	Remote A-C	1550	1594	208-230V/60/3	4.09	316 Lbs.	<b>\$18,370</b>

**Accessories:** \*\***HS-5030** Transformer Kit - 4 wire to 3 wire (eliminates need for dedicated neutral) \$240  
**H9320-53** Recommended Water Filtration - Triple Configuration \$1,240









Use URC-22F Condenser for Remote Air-Cooled Unit


†Always pair "Z" model ice machines with "Z" model remote condenser.




B-500  
30 x 32 1/2 x 87 1/2



B-700  
44 x 32 1/2 x 87 1/2




B-800  
48 x 32 1/2 x 87 1/2



B-900  
52 x 32 1/2 x 87 1/2


Dimensions shown in W x D x H include Bins. See TOP KIT MATRIX (pg 36) for top kit options based on bin size.

KM-1601S\_J




## KMEdge Cubers


Ice Machine Dimensions: 48"W X 27<sup>3/8</sup>"D X 27<sup>3/8</sup>"H





Model Number	Condenser	Lbs. of Ice per 24 hours 90°A / 70°W	Lbs. of Ice per 24 hours 70°A / 50°W	Electrical	kWh per 100 Lbs.	Shipping Weight	List F.O.B. Griffin
<b>KM-1601SAJ</b>	Air-Cooled	1433	1513	208-230V/60/1	4.24	345 Lbs.	<b>\$18,120</b>
<b>KM-1601SWJ</b>	Water-Cooled	1650	1660	208-230V/60/1	3.30	335 Lbs.	<b>\$18,170</b>
<b>KM-1601SRJ*</b>	Remote A-C	1600	1640	208-230V/60/1	3.96	315 Lbs.	<b>\$17,680</b>
<b>KM-1601SRJZ†</b>	Remote A-C	1600	1640	208-230V/60/1	3.96	315 Lbs.	<b>\$17,680</b>
<b>KM-1601SAJ3</b>	Air-Cooled	1414	1513	208-230V/60/3	4.40	350 Lbs.	<b>\$18,600</b>
<b>KM-1601SWJ3</b>	Water-Cooled	1660	1671	208-230V/60/3	3.32	345 Lbs.	<b>\$18,290</b>
<b>KM-1601SRJ3</b>	Remote A-C	1600	1635	208-230V/60/3	4.14	355 Lbs.	<b>\$18,170</b>
<b>KM-1601SRJ3Z†</b>	Remote A-C	1600	1635	208-230V/60/3	4.14	355 Lbs.	<b>\$18,170</b>

**Accessories:** **HS-5030** Transformer Kit - 4 wire to 3 wire (eliminates need for dedicated neutral) \$240  
**H9320-53** Recommended Water Filtration - Triple Configuration \$1,240  
**HS-5252** Tamper Proof Kit - Air-Cooled Units \$750  
**HS-5253** Tamper Proof Kit - Water/Remote Units \$750











Use URC-22F Condenser for Remote Air-Cooled Unit


†Always pair "Z" model ice machines with "Z" model remote condenser.




B-800  
48 x 32 1/2 x 73 3/8



B-800  
48 x 32 1/2 x 101 3/4



B-900  
52 x 32 1/2 x 73 3/8



B-900  
52 x 32 1/2 x 101 3/4

Dimensions shown in W x D x H include Bins. See TOP KIT MATRIX (pg 36) for top kit options based on bin size.

\*ENERGY STAR qualified



# CUBER

## KM-1900S\_J

## KMEdge Cubers

Ice Machine Dimensions: 48"W X 27 <sup>3/8</sup>"D X 36 <sup>7/16</sup>"H

Model Number	Condenser	Lbs. of Ice per 24 hours 90°A / 70°W	Lbs. of Ice per 24 hours 70°A / 50°W	Electrical	kWh per 100 Lbs.	Shipping Weight	List F.O.B. Griffin
<b>KM-1900SAJ*</b>	Air-Cooled	1675	1875	208-230V/60/1	3.9	415 Lbs.	<b>\$19,630</b>
<b>KM-1900SWJ</b>	Water-Cooled	1875	1880	208-230V/60/1	3.2	415 Lbs.	<b>\$19,750</b>
<b>KM-1900SRJ*</b>	Remote A-C	1700	1933	208-230V/60/1	3.9	415 Lbs.	<b>\$19,500</b>
<b>KM-1900SRJZ†*</b>	Remote A-C	1700	1933	208-230V/60/1	3.9	415 Lbs.	<b>\$19,500</b>
<b>KM-1900SAJ3*</b>	Air-Cooled	1700	1933	208-230V/60/3	3.9	415 Lbs.	<b>\$19,750</b>
<b>KM-1900SWJ3</b>	Water-Cooled	1675	1865	208-230V/60/3	3.9	415 Lbs.	<b>\$20,280</b>
<b>KM-1900SRJ3*</b>	Remote A-C	1875	1880	208-230V/60/3	3.2	415 Lbs.	<b>\$19,630</b>
<b>KM-1900SRJZ3†*</b>	Remote A-C	1700	1933	208-230V/60/3	3.9	415 Lbs.	<b>\$19,630</b>

**Accessories:** **HS-5030** Transformer Kit - 4 wire to 3 wire (eliminates need for dedicated neutral) \$240  
**HS-5255** Tamper Proof Kit \$618  
**H9320-53** Recommended Water Filtration - Triple Configuration \$1,240

48 x 32 1/2 x 82 7/16   48 x 32 1/2 x 119 7/8   52 x 32 1/2 x 82 7/16   52 x 32 1/2 x 119 7/8

Dimensions shown in W x D x H include Bins. See TOP KIT MATRIX (pg 36) for top kit options based on bin size.

Use URC-22F Condenser for Remote Air-Cooled Unit  
 \*ENERGY STAR qualified  
 †Always pair "Z" model ice machines with "Z" model remote condenser.

## KM-2200S\_J3

## KMEdge Cubers

Ice Machine Dimensions: 48"W X 27 <sup>3/8</sup>"D X 36 <sup>7/16</sup>"H

Model Number	Condenser	Lbs. of Ice per 24 hours 90°A / 70°W	Lbs. of Ice per 24 hours 70°A / 50°W	Electrical	kWh per 100 Lbs.	Shipping Weight	List F.O.B. Griffin
<b>KM-2200SWJ3</b>	Water-Cooled	2200	2221	208-230V/60/3	3.11	400 Lbs.	<b>\$24,270</b>
<b>KM-2200SRJ3*</b>	Remote A-C	2075	2206	208-230V/60/3	3.75	400 Lbs.	<b>\$24,270</b>
<b>KM-2200SRJZ3†*</b>	Remote A-C	2075	2206	208-230V/60/3	3.75	400 Lbs.	<b>\$24,270</b>

**Accessories:** **HS-5255** Tamper Proof Kit \$618  
**H9320-53** Recommended Water Filtration - Triple Configuration \$1,240

48 x 32 1/2 x 82 7/16   48 x 32 1/2 x 119 7/8   52 x 32 1/2 x 82 7/16   52 x 32 1/2 x 119 7/8


Dimensions shown in W x D x H include Bins. See TOP KIT MATRIX (pg 36) for top kit options based on bin size.


Use URC-22F Condenser for Remote Air-Cooled Unit  
 \*ENERGY STAR qualified  
 †Always pair "Z" model ice machines with "Z" model remote condenser.



# CUBER

## KM-2600S\_J3






## KMEdge Cubers

Ice Machine Dimensions: 48"W X 27 3/8"D X 36 7/16"H


Model Number	Condenser	Lbs. of Ice per 24 hours 90°A / 70°W	Lbs. of Ice per 24 hours 70°A / 50°W	Electrical	kWh per 100 Lbs.	Shipping Weight	List F.O.B. Griffin
<b>KM-2600SWJ3</b>	Water-Cooled	2480	2482	208-230V/60/3	3.6	440 Lbs.	<b>\$27,470</b>
<b>KM-2600SRJ3*</b>	Remote A-C	2580	2617	208-230V/60/3	3.61	440 Lbs.	<b>\$26,350</b>
<b>KM-2600SRJZ3*</b>	Remote A-C	2580	2617	208-230V/60/3	3.61	440 Lbs.	<b>\$26,350</b>

**Accessories:** **HS-5255** Tamper Proof Kit \$618  
**H9320-53** Recommended Water Filtration - Triple Configuration \$1,240



Use URC-26J Condenser for Remote Air-Cooled Unit  
**\*ENERGY STAR qualified**


†Always pair "Z" model ice machines with "Z" model remote condenser.




48 x 32 1/2 x 82 7/16    48 x 32 1/2 x 119 7/8    52 x 32 1/2 x 82 7/16    52 x 32 1/2 x 119 7/8

Dimensions shown in W x D x H include Bins. See TOP KIT MATRIX (pg 36) for top kit options based on bin size.

## KMH-2100S\_J






## KMEdge Cubers

Ice Machine Dimensions: 36"W X 40"D X 36 7/16"H

Model Number	Condenser	Lbs. of Ice per 24 hours 90°A / 70°W	Lbs. of Ice per 24 hours 70°A / 50°W	Electrical	kWh per 100 Lbs.	Shipping Weight	List F.O.B. Griffin
<b>KMH-2100SWJ3</b>	Water-Cooled	2000	2060	208-230V/60/3	2.92	415 Lbs.	<b>\$23,290</b>
<b>KMH-2100SRJ*</b>	Remote A-C	1850	2034	208-230V/60/1	3.75	415 Lbs.	<b>\$22,980</b>
<b>KMH-2100SRJ3*</b>	Remote A-C	1925	2026	208-230V/60/3	3.67	415 Lbs.	<b>\$23,110</b>
<b>KMH-2100SRJZ1*</b>	Remote A-C	1925	2026	208-230V/60/3	3.67	415 Lbs.	<b>\$22,980</b>
<b>KMH-2100SRJZ3+*</b>	Remote A-C	1925	2026	208-230V/60/3	3.67	415 Lbs.	<b>\$23,110</b>


**Accessories:** **HS-5030** Transformer Kit - 4 wire to 3 wire (eliminates need for dedicated neutral) \$240  
**H9320-53** Recommended Water Filtration - Triple Configuration \$1,240




Use URC-22F Condenser for Remote Air-Cooled Unit  
**\*ENERGY STAR qualified**

†Always pair "Z" model ice machines with "Z" model remote condenser.

## KMD-410M\_J







## KMEdge Cubers

Ice Machine Dimensions: 22"W X 24"D X 24"H

Model Number	Condenser	Lbs. of Ice per 24 hours 90°A / 70°W	Lbs. of Ice per 24 hours 70°A / 50°W	Electrical	kWh per 100 Lbs.	Shipping Weight	List F.O.B. Griffin
<b>KMD-410MAJ</b>	Air-Cooled	351	418	115-120V/60/1	5.7	161 Lbs.	<b>\$7,390</b>
<b>KMD-410MWJ</b>	Water-Cooled	382	440	115-120V/60/1	4.3	163 Lbs.	<b>\$7,720</b>

**Accessories:** **H9320-51** Recommended Water Filtration - Single Configuration \$530





22 x 30 1/2 x 35 3/8    22 x 32 1/2 x 68 1/8

Dimensions shown in W x D x H include Bins. See TOP KIT MATRIX (pg 36) for top kit options based on bin size.





# CUBER Dispenser

## KMD-460M\_J

## KMEdge Cubers

Ice Machine Dimensions: 30"W X 24 1/4"D X 22 1/8"H

Model Number	Condenser	Lbs. of Ice per 24 hours 90°A / 70°W	Lbs. of Ice per 24 hours 70°A / 50°W	Electrical	kWh per 100 Lbs.	Shipping Weight	List F.O.B. Griffin
<b>KMD-460MAJ</b>	Air-Cooled	400	440	115-120V/60/1	5.5	170 Lbs.	<b>\$8,070</b>
<b>KMD-460MWJ</b>	Water-Cooled	472	487	115-120V/60/1	4.1	170 Lbs.	<b>\$8,200</b>

**Accessories: H9320-51** Recommended Water Filtration - Single Configuration \$530

22 x 30 1/2 x 34

30 x 32 1/2 x 68 1/8

Dimensions shown in W x D x H include Bins. See TOP KIT MATRIX (pg 36) for top kit options based on bin size.

## KMD-530M\_J

## KMEdge Cubers

Ice Machine Dimensions: 30"W X 24 1/4"D X 22 1/8"H

Model Number	Condenser	Lbs. of Ice per 24 hours 90°A / 70°W	Lbs. of Ice per 24 hours 70°A / 50°W	Electrical	kWh per 100 Lbs.	Shipping Weight	List F.O.B. Griffin
<b>KMD-530MAJ</b>	Air-Cooled	442	501	115V/60/1	5.7	170 Lbs.	<b>\$8,450</b>
<b>KMD-530MWJ</b>	Water-Cooled	500	515	115V/60/1	4.7	170 Lbs.	<b>\$8,570</b>
<b>KMD-530MRJ</b>	Remote A-C	440	498	115V/60/1	6.1	170 Lbs.	<b>\$8,300</b>
<b>KMD-530MRJZ†</b>	Remote A-C	440	498	115V/60/1	6.1	170 Lbs.	<b>\$8,300</b>

**Accessories: H9320-51** Recommended Water Filtration - Single Configuration \$530

22 x 30 1/2 x 34

30 x 32 1/2 x 68 1/8

Dimensions shown in W x D x H include Bins. See TOP KIT MATRIX (pg 36) for top kit options based on bin size.

Use URC-5F Condenser for Remote Air-Cooled Unit  
†Always pair "Z" model ice machines with "Z" model remote condenser.

## KMD-860M\_J

## KMEdge Cubers

Ice Machine Dimensions: 30"W X 24 5/8"D X 28"H

Model Number	Condenser	Lbs. of Ice per 24 hours 90°A / 70°W	Lbs. of Ice per 24 hours 70°A / 50°W	Electrical	kWh per 100 Lbs.	Shipping Weight	List F.O.B. Griffin
<b>KMD-860MAJ</b>	Air-Cooled	665	855	208-230V/60/1	5.16	248 Lbs.	<b>\$12,080</b>
<b>KMD-860MWJ</b>	Water-Cooled	862	940	208-230V/60/1	3.90	258 Lbs.	<b>\$12,210</b>
<b>KMD-860MRJ</b>	Remote A-C	850	967	208-230V/60/1	5.05	256 Lbs.	<b>\$11,940</b>
<b>KMD-860MRJZ†</b>	Remote A-C	850	967	208-230V/60/1	5.05	256 Lbs.	<b>\$11,940</b>

**Accessories: H9320-52** Recommended Water Filtration - Twin Configuration \$890

30 x 30 1/2 x 39 5/8

30 x 32 1/2 x 68 1/8

48 x 32 1/2 x 74

Dimensions shown in W x D x H include Bins. See TOP KIT MATRIX (pg 36) for top kit options based on bin size.

Use URC-9F Condenser for Remote Air-Cooled Unit  
†Always pair "Z" model ice machines with "Z" model remote condenser.



# CUBER Low Profile

## KML-325M\_J

## Low Profile *KMEdge* Cubers

Ice Machine Dimensions: 30"W X 27 <sup>3</sup>/<sub>8</sub>"D X 22"H

Model Number	Condenser	Lbs. of Ice per 24 hours 90°A / 70°W	Lbs. of Ice per 24 hours 70°A / 50°W	Electrical	kWh per 100 Lbs.	Shipping Weight	List F.O.B. Griffin
<b>KML-325MAJ</b>	Air-Cooled	300	380	115V/60/1	5.72	185 Lbs.	<b>\$6,910</b>
<b>KML-325MWJ</b>	Water-Cooled	355	385	115V/60/1	4.51	185 Lbs.	<b>\$7,060</b>

**Accessories: H9320-51** Recommended Water Filtration - Single Configuration \$530

30 x 32 1/2 x 55 3/8

30 x 32 1/2 x 68

30 x 30 x 75

Dimensions shown in W x D x H include Bins. See TOP KIT MATRIX (pg 36) for top kit options based on bin size.

## KML-500M\_J

## Low Profile *KMEdge* Cubers

Ice Machine Dimensions: 30"W X 27 <sup>3</sup>/<sub>8</sub>"D X 22"H

Model Number	Condenser	Lbs. of Ice per 24 hours 90°A / 70°W	Lbs. of Ice per 24 hours 70°A / 50°W	Electrical	kWh per 100 Lbs.	Shipping Weight	List F.O.B. Griffin
<b>KML-500MAJ</b>	Air-Cooled	400	442	115V/60/1	5.55	185 Lbs.	<b>\$7,990</b>
<b>KML-500MWJ</b>	Water-Cooled	515	543	115V/60/1	4.33	185 Lbs.	<b>\$8,130</b>

**Accessories: H9320-51** Recommended Water Filtration - Single Configuration \$530

30 x 32 1/2 x 55 3/8

30 x 32 1/2 x 68

30 x 30 x 75

Dimensions shown in W x D x H include Bins. See TOP KIT MATRIX (pg 36) for top kit options based on bin size.

## KML-700M\_J

## Low Profile *KMEdge* Cubers

Ice Machine Dimensions: 30"W X 27 <sup>3</sup>/<sub>8</sub>"D X 26"H

Model Number	Condenser	Lbs. of Ice per 24 hours 90°A / 70°W	Lbs. of Ice per 24 hours 70°A / 50°W	Electrical	kWh per 100 Lbs.	Shipping Weight	List F.O.B. Griffin
<b>KML-700MAJ*</b>	Air-Cooled	610	662	115V/60/1	4.90	204 Lbs.	<b>\$9,610</b>
<b>KML-700MWJ</b>	Water-Cooled	660	665	115V/60/1	3.79	202 Lbs.	<b>\$9,900</b>
<b>KML-700MRJ*</b>	Remote A-C	614	657	115V/60/1	4.90	200 Lbs.	<b>\$9,470</b>
<b>KML-700MRJZ*†</b>	Remote A-C	614	657	115V/60/1	4.90	200 Lbs.	<b>\$9,470</b>

**Accessories: H9320-51** Recommended Water Filtration - Single Configuration \$530

30 x 32 1/2 x 59 3/8

30 x 32 1/2 x 72

30 x 30 x 79







Dimensions shown in W x D x H include Bins. See TOP KIT MATRIX (pg 36) for top kit options based on bin size.







Use URC-9F Condenser for Remote Air-Cooled Unit  
\*ENERGY STAR qualified  
†Always pair "Z" model ice machines with "Z" model remote condenser.

# CUBER

## SERENITY SERIES









<h3>KMS-822MLJ</h3> 		<b>KMEdge Cuber</b>						
		Ice Machine Dimensions: 22"W X 24 <sup>5/8</sup> "D X 28"H						
	<b>Model Number</b>	<b>Condenser</b>	<b>Lbs. of Ice per 24 hours 90°A / 70°W</b>	<b>Lbs. of Ice per 24 hours 70°A / 50°W</b>	<b>Electrical</b>	<b>kWh per 100 Lbs.</b>	<b>Shipping Weight</b>	<b>List F.O.B. Griffin</b>
	<b>KMS-822MLJ</b> using 1 Phase Remote Condenser	Remote A-C	770	851	115V/60/1*	5.3	150 Lbs.	<b>\$10,700</b>
		<b>Accessories:</b> <b>HS-5062</b> Extension bracket for Freestyle application \$210 <b>H9320-52</b> Recommended Water Filtration - Twin Configuration \$890						
		  				 <b>IBD 4500 22"</b> 22 x 30 1/2 x 35 3/8		
		Designed for use on beverage dispensers Use SRK-10J Condenser for Remote Air-Cooled Unit (sold separately) *115V supply for the KMS Ice maker is supplied from the SRK remote condenser						See TOP KIT MATRIX (pg 35) for top kit options based on bin size.







<h3>KMS-1122MLJ</h3> 		<b>KMEdge Cuber</b>						
		Ice Machine Dimensions: 22"W X 18 <sup>1/8</sup> "D X 31 <sup>1/4</sup> "H						
	<b>Model Number</b>	<b>Condenser</b>	<b>Lbs. of Ice per 24 hours 90°A / 70°W</b>	<b>Lbs. of Ice per 24 hours 70°A / 50°W</b>	<b>Electrical</b>	<b>kWh per 100 Lbs.</b>	<b>Shipping Weight</b>	<b>List F.O.B. Griffin</b>
	<b>KMS-1122MLJ</b> using 1 Phase Remote Condenser	Remote A-C	1075	1151	115V/60/1*	4.2	152 Lbs.	<b>\$11,390</b>
	<b>KMS-1122MLJ</b> using 3 Phase Remote Condenser	Remote A-C	1100	1151	115V/60/3*	4.05	152 Lbs.	<b>\$11,390</b>
		<b>Accessories:</b> <b>H9320-52</b> Recommended Water Filtration - Twin Configuration \$890						
		  				 <b>Lancer FS22</b> 22 x 30 1/2 x 40 1/4		
		Designed for use on beverage dispensers Use SRK-12J or SRK-12J3 Condenser for Remote Air-Cooled Unit (sold separately) *115V supply for the KMS Ice maker is supplied from the SRK remote condenser						



# SERENITY SERIES

# CUBER

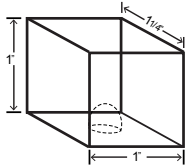
		<b>KMEdge Cuber</b>					
		Ice Machine Dimensions: 30"W X 24"D X 28"H					
		Model Number	Condenser	Lbs. of Ice per 24 hours 90°A / 70°W	Lbs. of Ice per 24 hours 70°A / 50°W	Electrical	kWh per 100 Lbs.
<b>KMS-1402MLJ</b> using 1 Phase Remote Condenser	Remote A-C	1400	1501	115V/60/1*	4.3	178 Lbs.	<b>\$11,620</b>
<b>KMS-1402MLJ</b> using 3 Phase Remote Condenser	Remote A-C	1325	1474	115V/60/3*	4.55	178 Lbs.	<b>\$11,620</b>
<b>Accessories: H9320-52</b> Recommended Water Filtration - Twin Configuration							\$890
  				 <p>Lancer FS30 30 x 30 1/2 x 39 5/8</p>			
Designed for use on beverage dispensers. Use SRK-15J or SRK-15J3 Condenser for Remote Air-Cooled Unit (sold separately) *115V supply for the KMS Ice maker is supplied from the SRK remote condenser							
						See TOP KIT MATRIX (pg 35) for top kit options based on bin size.	

		<b>KMEdge Cuber</b>					
		Ice Machine Dimensions: 30"W X 24"D X 32 7/8"H					
		Model Number	Condenser	Lbs. of Ice per 24 hours 90°A / 70°W	Lbs. of Ice per 24 hours 70°A / 50°W	Electrical	kWh per 100 Lbs.
<b>KMS-2000MLJ</b> using 1 Phase Remote Condenser	Remote A-C	1850	1926	208-230V/60/1*	4.50	206 Lbs.	<b>\$14,380</b>
<b>KMS-2000MLJ</b> using 3 Phase Remote Condenser	Remote A-C	1900	1938	208-230V/60/3*	4.30	206 Lbs.	<b>\$14,380</b>
<b>Accessories: H9320-53</b> Recommended Water Filtration - Triple Configuration							\$1,240
  				 <p>Lancer FS30 30 x 30 1/2 x 39 5/8</p>			
Designed for use on beverage dispensers. Use SRK-20J or SRK-20J3 Condenser for Remote Air-Cooled Unit (sold separately) *208-230V supply for the KMS Ice maker is supplied from the SRK remote condenser							
						See TOP KIT MATRIX (pg 35) for top kit options based on bin size.	








# SPECIALTY ICE

## Features & Benefits of the IM Square Cuber



- **HOSHIZAKI IM Square Cubers** utilize an ice making system that has an automatic rinse cycle, which means each ice cycle is made with fresh water protecting the integrity and flavor of the drink
- A closed water circuit offers the ultimate contamination protection, by reducing the number of points at which impurities can enter the ice making process
- A stainless steel exterior with integrated door handles provides a hygienic and high quality finish (Self-contained unit only)
- Removable door gaskets prevent any heat and contamination from entering the bin making the product easy to clean and maintain. (Self-contained unit only)
- Easily cleanable air filter extends the life of the ice machine
- **HOSHIZAKI IM Square Cubers** are electronically controlled for consistent quality of ice
- Natural foaming agent insulates the bin and preserves the quality and consistency of the ice produced longer than any other machine available - saving energy and money

	<h3>IM Square Cuber with Built-In Bin</h3>						
	Dimensions: 39 1/2" W X 23 5/8" D X 33 1/2" H (including 6" legs)						Self-Contained Bin Storage Capacity Up to 75 Lbs.†
<b>Model Number</b>	<b>Condenser</b>	<b>Lbs. of Ice per 24 hours 90°A / 70°W</b>	<b>Lbs. of Ice per 24 hours 70°A / 50°W</b>	<b>Electrical</b>	<b>kWh per 100 Lbs.</b>	<b>Shipping Weight</b>	<b>List F.O.B. Griffin</b>
<b>IM-200BAC</b>	Air-Cooled	150	188	115V/60/1	8.4	212 lbs.	<b>\$8,640</b>
Accessories: <b>H9320-51</b> Recommended Water Filtration - Single Configuration							\$530
							
†Rated in accordance with AHRI Standard 820(I-P). Capacity based on 100% of total volume x 30 lb/ft³ average density of ice.							

	<h3>IM Square Cuber</h3>						
	Ice Machine Dimensions: 44" W X 27 5/8" D X 21 3/4" H						
<b>Model Number</b>	<b>Condenser</b>	<b>Lbs. of Ice per 24 hours 90°A / 70°W</b>	<b>Lbs. of Ice per 24 hours 70°A / 50°W</b>	<b>Electrical</b>	<b>kWh per 100 Lbs.</b>	<b>Shipping Weight</b>	<b>List F.O.B. Griffin</b>
<b>IM-500SAB</b>	Air-Cooled	414	489	115V/60/1	5.8	234 Lbs.	<b>\$10,930</b>
Accessories: <b>HS-5530</b> Stacking Kit (Order as Accessory)							\$740
<b>H9320-51</b> Recommended Water Filtration - Single Configuration							\$530
							
							
44 x 32 1/2 x 67 3/4    44 x 32 1/2 x 89 1/2    48 x 32 1/2 x 67 3/4    48 x 32 1/2 x 89 1/2    52 x 32 1/2 x 67 3/4    52 x 32 1/2 x 89 1/2    60 x 41 x 103 1/2							
Dimensions shown in W x D x H include Bins. See TOP KIT MATRIX (pg 36) for top kit options based on bin size.							







# SPECIALTY ICE

## Features & Benefits of the Sphere Ice and the Large 2" Square Cube Machines

- **Spheres** are 1.8" in diameter, clear and solid
- **2by2 Cubes** are 1.9" x 1.9" x 2.3", clear and solid
- Cubes have superior chilling ability and beautiful appearance
- Small footprint can easily fit under bar counter
- Up to 50 lbs. of ice production per 24 hours
- Built-in storage bin with 36 lbs. (sphere), 22 lbs. (2by2) capacity
- Durable stainless steel exterior
- Easy to clean air filter
- Foam injected polyurethane for insulation (HFC free)
- Closed water circuit offers the ultimate contamination protection
- Ice scoop included
- 6.5' power cord with NEMA 5-15P plug




<b>IM-50BAA-Q</b> 		<h3>Sphere Ice Machine with Built-In Bin</h3>						Dimensions: 24 3/4" W X 20 3/4" D X 39 1/2" H (6" Legs Included)		Self-Contained Bin Storage Capacity Up to 36 Lbs. <sup>†</sup>										
		<table border="1"> <thead> <tr> <th>Model Number</th> <th>Condenser</th> <th>Lbs. of Ice per 24 hours 90°A / 70°W</th> <th>Lbs. of Ice per 24 hours 70°A / 50°W</th> <th>Electrical</th> <th>kWh per 100 Lbs.</th> <th>Shipping Weight</th> <th>List F.O.B. Griffin</th> </tr> </thead> <tbody> <tr> <td>IM-50BAA-Q</td> <td>Air-Cooled</td> <td>45</td> <td>50</td> <td>115V/60/1</td> <td>15.7</td> <td>150 Lbs.</td> <td>\$11,990</td> </tr> </tbody> </table>	Model Number	Condenser	Lbs. of Ice per 24 hours 90°A / 70°W	Lbs. of Ice per 24 hours 70°A / 50°W	Electrical					kWh per 100 Lbs.	Shipping Weight	List F.O.B. Griffin	IM-50BAA-Q	Air-Cooled	45	50	115V/60/1	15.7
Model Number	Condenser	Lbs. of Ice per 24 hours 90°A / 70°W	Lbs. of Ice per 24 hours 70°A / 50°W	Electrical	kWh per 100 Lbs.	Shipping Weight	List F.O.B. Griffin													
IM-50BAA-Q	Air-Cooled	45	50	115V/60/1	15.7	150 Lbs.	\$11,990													
Removable/cleanable air filter Panels easily removed and all components accessible for service.										<sup>†</sup> Rated in accordance with AHRI Standard 820(I-P). Capacity based on 100% of total volume x 30 lb/ft <sup>3</sup> average density of ice.										

<b>IM-50BAA-LM</b> 		<h3>Large 2" Square Cube Machine with Built-In Bin</h3>						Dimensions: 19 3/4" W X 17 3/4" D X 39 1/2" H (6" Legs Included)		Self-Contained Bin Storage Capacity Up to 22 Lbs. <sup>†</sup>										
		<table border="1"> <thead> <tr> <th>Model Number</th> <th>Condenser</th> <th>Lbs. of Ice per 24 hours 90°A / 70°W</th> <th>Lbs. of Ice per 24 hours 70°A / 50°W</th> <th>Electrical</th> <th>kWh per 100 Lbs.</th> <th>Shipping Weight</th> <th>List F.O.B. Griffin</th> </tr> </thead> <tbody> <tr> <td>IM-50BAA-LM</td> <td>Air-Cooled</td> <td>45</td> <td>50</td> <td>115V/60/1</td> <td>15.7</td> <td>137 Lbs.</td> <td>\$11,590</td> </tr> </tbody> </table>	Model Number	Condenser	Lbs. of Ice per 24 hours 90°A / 70°W	Lbs. of Ice per 24 hours 70°A / 50°W	Electrical					kWh per 100 Lbs.	Shipping Weight	List F.O.B. Griffin	IM-50BAA-LM	Air-Cooled	45	50	115V/60/1	15.7
Model Number	Condenser	Lbs. of Ice per 24 hours 90°A / 70°W	Lbs. of Ice per 24 hours 70°A / 50°W	Electrical	kWh per 100 Lbs.	Shipping Weight	List F.O.B. Griffin													
IM-50BAA-LM	Air-Cooled	45	50	115V/60/1	15.7	137 Lbs.	\$11,590													
Removable/cleanable air filter Panels easily removed and all components accessible for service.										<sup>†</sup> Rated in accordance with AHRI Standard 820(I-P). Capacity based on 100% of total volume x 30 lb/ft <sup>3</sup> average density of ice.										




# FLAKER Self-Contained

## Features & Benefits of the Flaker / Cubelet Series



- Attractive stainless steel exterior
- Most models are available in both flaked and cubelet (nugget-style) ice
- The internal auger design produces the highest quality ice with fewer repairs and less down time
- The freezing cylinder is made from cast stainless steel
- The industry's only greaseless bearing design improves life of the machine
- **HOSHIZAKI Flaker and Cubelet** ice machines have electric water inlet valves and an automatic purge of water from the reservoir for cleaner operation and longer bearing life
- Advanced CleanCycle24™ design - 2 second rinse every hour
- Infrared bin control is standard and factory installed



FLAKED ICE USAGE GUIDE	
Establishment	Approximate Daily Usage
Restaurant	1.5 lbs. ice per seat
Salad Bar/Seafood Display	30 lbs. ice per ft <sup>3</sup>
Hospital	
Patient Care	10 lbs. ice per bed
Cafeteria	1 lb. ice per seat
Nursing Home	6 lbs. per bed

<h3>F-300BAJ</h3>		<h2>Undercounter FLAKER with Built-In Bin</h2>						<b>Self-Contained Bin Storage Capacity Up to 110 Lbs. †</b>									
		Dimensions: 36"W X 24 1/4"D X 39 1/4"H (6" Legs Included)															
		<table border="1"> <thead> <tr> <th>Model Number</th> <th>Condenser</th> <th>Lbs. of Ice per 24 hours 90°A / 70°W</th> <th>Lbs. of Ice per 24 hours 70°A / 50°W</th> <th>Electrical</th> <th>kWh per 100 Lbs.</th> <th>Shipping Weight</th> <th>List F.O.B. Griffin</th> </tr> </thead> <tbody> <tr> <td>F-300BAJ</td> <td>Air-Cooled</td> <td>247</td> <td>353</td> <td>115V/60/1</td> <td>6.14</td> <td>221 Lbs.</td> <td><b>\$11,050</b></td> </tr> </tbody> </table>	Model Number	Condenser	Lbs. of Ice per 24 hours 90°A / 70°W	Lbs. of Ice per 24 hours 70°A / 50°W	Electrical		kWh per 100 Lbs.	Shipping Weight	List F.O.B. Griffin	F-300BAJ	Air-Cooled	247	353	115V/60/1	6.14
Model Number	Condenser	Lbs. of Ice per 24 hours 90°A / 70°W	Lbs. of Ice per 24 hours 70°A / 50°W	Electrical	kWh per 100 Lbs.	Shipping Weight	List F.O.B. Griffin										
F-300BAJ	Air-Cooled	247	353	115V/60/1	6.14	221 Lbs.	<b>\$11,050</b>										

Four 6" Legs Package (LP-6P LEG) included

†Rated in accordance with AHRI Standard 820(I-P). Capacity based on 100% of total volume x 30 lb/ft<sup>3</sup> average density of ice.

<h3>F-330BAJ</h3>		<h2>Undercounter FLAKER with Built-In Bin</h2>						<b>Self-Contained Bin Storage Capacity Up to 80 Lbs. †</b>									
		Dimensions: 24"W X 26"D X 39"H (6" Legs Included)															
		<table border="1"> <thead> <tr> <th>Model Number</th> <th>Condenser</th> <th>Lbs. of Ice per 24 hours 90°A / 70°W</th> <th>Lbs. of Ice per 24 hours 70°A / 50°W</th> <th>Electrical</th> <th>kWh per 100 Lbs.</th> <th>Shipping Weight</th> <th>List F.O.B. Griffin</th> </tr> </thead> <tbody> <tr> <td>F-330BAJ</td> <td>Air-Cooled</td> <td>243</td> <td>332</td> <td>115V/60/1</td> <td>5.91</td> <td>178 Lbs.</td> <td><b>\$10,530</b></td> </tr> </tbody> </table>	Model Number	Condenser	Lbs. of Ice per 24 hours 90°A / 70°W	Lbs. of Ice per 24 hours 70°A / 50°W	Electrical		kWh per 100 Lbs.	Shipping Weight	List F.O.B. Griffin	F-330BAJ	Air-Cooled	243	332	115V/60/1	5.91
Model Number	Condenser	Lbs. of Ice per 24 hours 90°A / 70°W	Lbs. of Ice per 24 hours 70°A / 50°W	Electrical	kWh per 100 Lbs.	Shipping Weight	List F.O.B. Griffin										
F-330BAJ	Air-Cooled	243	332	115V/60/1	5.91	178 Lbs.	<b>\$10,530</b>										

Four 6" Legs Package (LP-6P LEG) included

†Rated in accordance with AHRI Standard 820(I-P). Capacity based on 100% of total volume x 30 lb/ft<sup>3</sup> average density of ice.



# FLAKER

F-500BAJ

## Undercounter FLAKER with Built-In Bin

Dimensions: **38"W X 29"D X 42"H** (6" Legs Included) **Self-Contained Bin Storage Capacity Up to 170 Lbs.†**

Model Number	Condenser	Lbs. of Ice per 24 hours 90°A / 70°W	Lbs. of Ice per 24 hours 70°A / 50°W	Electrical	kWh per 100 Lbs.	Shipping Weight	List F.O.B. Griffin
<b>F-500BAJ</b>	Air-Cooled	420	536	115V/60/1	5.05	265 Lbs.	<b>\$13,300</b>

**Accessories:** **LP-6 LEG** Four 6" Stainless Steel Legs Package available (optional) \$310  
**H9320-51** Recommended Water Filtration - Single Configuration \$530

Four 6" Legs Package (**LP-6P LEG**) included

†Rated in accordance with AHRI Standard 820(I-P). Capacity based on 100% of total volume x 30 lb/ft<sup>3</sup> average density of ice.

F-450MAJ

## FLAKER

Ice Machine Dimensions: **22"W X 27<sup>3/8</sup>"D X 22"H**

Model Number	Condenser	Lbs. of Ice per 24 hours 90°A / 70°W	Lbs. of Ice per 24 hours 70°A / 50°W	Electrical	kWh per 100 Lbs.	Shipping Weight	List F.O.B. Griffin
<b>F-450MAJ</b>	Air-Cooled	395	492	115V/60/1	4.94	170 Lbs.	<b>\$9,660</b>

**Accessories:** **H9320-51** Recommended Water Filtration - Single Configuration \$530

**B-250**  
30 x 32 1/2 x 55 3/8

**B-300**  
22 x 32 1/2 x 68

**B-500**  
30 x 32 1/2 x 68

**B-700**  
44 x 32 1/2 x 68

**B-800**  
48 x 32 1/2 x 68

**B-900**  
52 x 32 1/2 x 68

Dimensions shown in W x D x H include Bins. See TOP KIT MATRIX (pg 36) for top kit options based on bin size.

F-801M\_J

## FLAKERS

Ice Machine Dimensions: **22"W X 27<sup>3/8</sup>"D X 26"H**

Model Number	Condenser	Lbs. of Ice per 24 hours 90°A / 70°W	Lbs. of Ice per 24 hours 70°A / 50°W	Electrical	kWh per 100 Lbs.	Shipping Weight	List F.O.B. Griffin
<b>F-801MAJ*</b>	Air-Cooled	566	751	115V/60/1	4.5	205 Lbs.	<b>\$12,120</b>
<b>F-801MWJ</b>	Water-Cooled	605	680	115V/60/1	3.9	205 Lbs.	<b>\$12,260</b>

**Accessories:** **HS-2120** Cutter head for finer flaked ice \$260  
**H9320-51** Recommended Water Filtration - Single Configuration \$530

**B-250**  
30 x 32 1/2 x 59 3/8

**B-300**  
22 x 32 1/2 x 72

**B-500**  
30 x 32 1/2 x 72

**B-700**  
44 x 32 1/2 x 72

**B-800**  
48 x 32 1/2 x 72

**B-900**  
52 x 32 1/2 x 72

Dimensions shown in W x D x H include Bins. See TOP KIT MATRIX (pg 36) for top kit options based on bin size.





# FLAKER

## F-1002M\_J

## FLAKERS

Ice Machine Dimensions: 22"W X 27<sup>3/8</sup>"D X 26"H

Model Number	Condenser	Lbs. of Ice per 24 hours 90°A / 70°W	Lbs. of Ice per 24 hours 70°A / 50°W	Electrical	kWh per 100 Lbs.	Shipping Weight	List F.O.B. Griffin
<b>F-1002MAJ</b>	Air-Cooled	758	980	115V/60/1	4.36	210 Lbs.	<b>\$14,380</b>
<b>F-1002MWJ</b>	Water-Cooled	833	955	115V/60/1	3.57	205 Lbs.	<b>\$14,790</b>
<b>F-1002MRJ</b>	Remote A-C	744	864	115V/60/1	5.1	210 Lbs.	<b>\$14,250</b>
<b>F-1002MRJZ†</b>	Remote A-C	744	864	115V/60/1	5.1	210 Lbs.	<b>\$14,250</b>
<b>F-1002MLJ</b>	N/A	797	1028	115V/60/1	1.51	205 Lbs.	<b>\$14,110</b>

**Accessories:** **HS-2120** Cutter head for finer flaked ice \$260  
**H9320-51** Recommended Water Filtration - Single Configuration \$530

Use URC-5F Condenser for Remote Air-Cooled Unit

†Always pair "Z" model ice machines with "Z" model remote condenser.

B-300  
22 x 32 1/2 x 71 15/16

B-500  
30 x 32 1/2 x 71 15/16

B-700  
44 x 32 1/2 x 71 15/16

B-800  
48 x 32 1/2 x 71 15/16

B-900  
52 x 32 1/2 x 71 15/16

Dimensions shown in W x D x H include Bins. See TOP KIT MATRIX (pg 36) for top kit options based on bin size.

## F-1501M\_J

## FLAKERS

Ice Machine Dimensions: 30"W X 27<sup>3/8</sup>"D X 34<sup>7/16</sup>"H

Model Number	Condenser	Lbs. of Ice per 24 hours 90°A / 70°W	Lbs. of Ice per 24 hours 70°A / 50°W	Electrical	kWh per 100 Lbs.	Shipping Weight	List F.O.B. Griffin
<b>F-1501MAJ</b>	Air-Cooled	1154	1543	208-230V/60/1	4.0	325 Lbs.	<b>\$18,980</b>
<b>F-1501MWJ</b>	Water-Cooled	1250	1431	208-230V/60/1	3.55	350 Lbs.	<b>\$19,120</b>
<b>F-1501MRJ</b>	Remote A-C	1140	1496	208-230V/60/1	4.40	325 Lbs.	<b>\$18,500</b>
<b>F-1501MRJZ†</b>	Remote A-C	1181	1536	208-230V/60/1	4.5	325 Lbs.	<b>\$18,500</b>

**Accessories:** **H9320-51** Recommended Water Filtration - Single Configuration \$530

Use URC-14F Condenser for Remote Air-Cooled Unit

†Always pair "Z" model ice machines with "Z" model remote condenser.

B-500  
30 x 32 1/2 x 79 1/4

B-700  
44 x 32 1/2 x 79 1/4

B-800  
48 x 32 1/2 x 79 1/4

B-900  
52 x 32 1/2 x 79 1/4

Dimensions shown in W x D x H include Bins. See TOP KIT MATRIX (pg 36) for top kit options based on bin size.

## F-2001M\_J

## FLAKERS

Ice Machine Dimensions: 30"W X 27<sup>1/2</sup>"D X 34<sup>7/16</sup>"H

Model Number	Condenser	Lbs. of Ice per 24 hours 90°A / 70°W	Lbs. of Ice per 24 hours 70°A / 50°W	Electrical	kWh per 100 Lbs.	Shipping Weight	List F.O.B. Griffin
<b>F-2001MWJ</b>	Water-Cooled	1840	2043	208-230V/60/1	3.19	342 Lbs.	<b>\$24,930</b>
<b>F-2001MRJ</b>	Remote A-C	1660	2073	208-230V/60/1	3.81	360 Lbs.	<b>\$24,800</b>
<b>F-2001MRJZ†</b>	Remote A-C	1660	2073	208-230V/60/1	3.81	360 Lbs.	<b>\$24,800</b>
<b>F-2001MRJ3</b>	Remote A-C	1675	2098	208-230V/60/3	3.90	360 Lbs.	<b>\$24,930</b>
<b>F-2001MRJZ3†</b>	Remote A-C	1675	2098	208-230V/60/3	3.90	360 Lbs.	<b>\$24,930</b>
<b>F-2001MLJ</b>	N/A	1733	2280	115V/60/1	0.6	250 Lbs.	<b>\$23,110</b>

**Accessories:** **H9320-51** Recommended Water Filtration - Single Configuration \$530

Use URC-22F Condenser for Remote Air-Cooled Unit

†Always pair "Z" model ice machines with "Z" model remote condenser.

B-500  
30 x 32 1/2 x 79 1/4

B-700  
44 x 32 1/2 x 79 1/4

B-800  
48 x 32 1/2 x 79 1/4



B-900  
52 x 32 1/2 x 79 1/4

Dimensions shown in W x D x H include Bins. See TOP KIT MATRIX (pg 36) for top kit options based on bin size.




# CUBELET Self-Contained

## C-80BAJ

-DS shown with Custom Cabinetry



**Mini**




### Undercounter CUBELET with Built-In Bin

Dimensions: 14 <sup>7</sup>/<sub>8</sub>"W X 22 <sup>5</sup>/<sub>8</sub>"D X 33 <sup>1</sup>/<sub>2</sub>"H

The ADA compliant machine dimensions are 14<sup>7</sup>/<sub>8</sub>"W x 22<sup>5</sup>/<sub>8</sub>"D x 31<sup>1</sup>/<sub>2</sub>"H


Model Number	Condenser	Lbs. of Ice per 24 hours 90°A / 70°W	Lbs. of Ice per 24 hours 70°A / 50°W	Electrical	kWh per 100 Lbs.	Shipping Weight	List F.O.B. Griffin
<b>C-80BAJ</b>	Air-Cooled	45	80	115V/60/1	17.3	135 Lbs.	<b>\$7,690</b>
<b>C-80BAJ-DS†</b>	Air-Cooled	45	80	115V/60/1	17.3	135 Lbs.	<b>\$7,910</b>
<b>C-80BAJ-AD*</b>	Air-Cooled	45	80	115V/60/1	17.3	135 Lbs.	<b>\$7,710</b>
<b>C-80BAJ-ADDS**†</b>	Air-Cooled	45	80	115V/60/1	17.3	135 Lbs.	<b>\$8,080</b>


**Accessories:** **HS-0229** -DS Door Reversal Part (Available as a Service Part)  
**HS-5061** Drain Pump (Beckett Brand) 1 Year Warranty - Parts & labor (order as accessory) \$890  
**HS-0182** Side Trim Kit \$340  
**HS-2133** 2" Top Spacer Kit available \$250  
**H9320-51** Recommended Water Filtration - Single Configuration \$530

UL approved for outdoor use  
 †-DS Models - Wood Door System (Designed to accommodate custom cabinetry)  
 \*ADA compliant

## F-330BAJ-C





**Mini**




### Undercounter CUBELET with Built-In Bin

Dimensions: 24"W X 26"D X 39"H (6" Legs Included)

Self-Contained Bin Storage Capacity Up to 80 Lbs.†


Model Number	Condenser	Lbs. of Ice per 24 hours 90°A / 70°W	Lbs. of Ice per 24 hours 70°A / 50°W	Electrical	kWh per 100 Lbs.	Shipping Weight	List F.O.B. Griffin
<b>F-330BAJ-C</b>	Air-Cooled	214	288	115V/60/1	7.3	178 Lbs.	<b>\$10,870</b>


**Accessories:** **LP-6 LEG** Four 6" Stainless Steel Legs Package available (optional) \$310  
**H9320-51** Recommended Water Filtration - Single Configuration \$530

Four 6" Legs Package (LP-6P LEG) included  
 †Rated in accordance with AHRI Standard 820(I-P). Capacity based on 100% of total volume x 30 lb/ft<sup>3</sup> average density of ice.

## F-450MAJ-C








**Mini**

### CUBELET

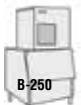



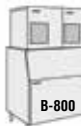
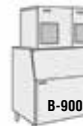
Ice Machine Dimensions: 22"W X 27 <sup>3</sup>/<sub>8</sub>"D X 22"H

Model Number	Condenser	Lbs. of Ice per 24 hours 90°A / 70°W	Lbs. of Ice per 24 hours 70°A / 50°W	Electrical	kWh per 100 Lbs.	Shipping Weight	List F.O.B. Griffin
<b>F-450MAJ-C*</b>	Air-Cooled	316	412	115V/60/1	6.10	170 Lbs.	<b>\$9,880</b>

**Accessories:** **H9320-51** Recommended Water Filtration - Single Configuration \$530


\*Not recommended for dispensing applications

30 x 32 1/2 x 55 3/8    22 x 32 1/2 x 68    30 x 32 1/2 x 68    44 x 32 1/2 x 68    48 x 32 1/2 x 68    52 x 32 1/2 x 68  
 Dimensions shown in W x D x H include Bins. See TOP KIT MATRIX (pg 36) for top kit options based on bin size.







# CUBELET

**F-801M\_J-C**  **CUBELET**


Ice Machine Dimensions: 22"W X 27<sup>3/8</sup>"D X 26"H

Model Number	Condenser	Lbs. of Ice per 24 hours 90°A / 70°W	Lbs. of Ice per 24 hours 70°A / 50°W	Electrical	kWh per 100 Lbs.	Shipping Weight	List F.O.B. Griffin
F-801MAJ-C*	Air-Cooled	532	690	115V/60/1	5.00	205 Lbs.	<b>\$12,790</b>
F-801MWJ-C	Water-Cooled	580	632	115V/60/1	4.13	205 Lbs.	<b>\$12,670</b>

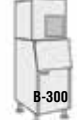
**Accessories:** H9320-51 Recommended Water Filtration - Single Configuration \$530


\*ENERGY STAR qualified




B-250  
30 x 32 1/2 x 59 3/8




B-300  
22 x 32 1/2 x 72




B-500  
30 x 32 1/2 x 72



B-700  
44 x 32 1/2 x 72




B-800  
48 x 32 1/2 x 72



B-900  
52 x 32 1/2 x 72




Dimensions shown in W x D x H include Bins. See TOP KIT MATRIX (pg 36) for top kit options based on bin size.

**F-1002M\_J-C**  **CUBELET**

Ice Machine Dimensions: 22"W X 27<sup>3/8</sup>"D X 26"H

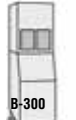
Model Number	Condenser	Lbs. of Ice per 24 hours 90°A / 70°W	Lbs. of Ice per 24 hours 70°A / 50°W	Electrical	kWh per 100 Lbs.	Shipping Weight	List F.O.B. Griffin
F-1002MAJ-C	Air-Cooled	726	890	115V/60/1	4.57	210 Lbs.	<b>\$14,650</b>
F-1002MWJ-C	Water-Cooled	878	770	115V/60/1	3.8	205 Lbs.	<b>\$14,790</b>
F-1002MRJ-C	Remote A-C	680	821	115V/60/1	4.94	210 Lbs.	<b>\$14,880</b>
F-1002MRJZ-C†	Remote A-C	680	821	115V/60/1	4.94	210 Lbs.	<b>\$14,880</b>

**Accessories:** H9320-51 Recommended Water Filtration - Single Configuration \$530


  

Use URC-5F Condenser for Remote Air-Cooled Unit


†Always pair "Z" model ice machines with "Z" model remote condenser.




B-300  
22 x 32 1/2 x 72




B-500  
30 x 32 1/2 x 72



B-700  
44 x 32 1/2 x 72




B-800  
48 x 32 1/2 x 72



B-900  
52 x 32 1/2 x 72




Dimensions shown in W x D x H include Bins. See TOP KIT MATRIX (pg 36) for top kit options based on bin size.

**F-1501M\_J-C**  **CUBELET**

Ice Machine Dimensions: 30"W X 27<sup>3/8</sup>"D X 34<sup>7/16</sup>"H

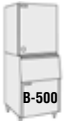
Model Number	Condenser	Lbs. of Ice per 24 hours 90°A / 70°W	Lbs. of Ice per 24 hours 70°A / 50°W	Electrical	kWh per 100 Lbs.	Shipping Weight	List F.O.B. Griffin
F-1501MAJ-C	Air-Cooled	1020	1327	208-230V/60/1	4.61	325 Lbs.	<b>\$19,360</b>
F-1501MWJ-C	Water-Cooled	1218	1376	208-230V/60/1	3.76	330 Lbs.	<b>\$19,480</b>
F-1501MRJ-C	Remote A-C	1125	1335	208-230V/60/1	4.35	325 Lbs.	<b>\$19,210</b>
F-1501MRJZ-C†	Remote A-C	1054	1353	208-230V/60/1	4.50	325 Lbs.	<b>\$19,210</b>

**Accessories:** H9320-51 Recommended Water Filtration - Single Configuration \$530


  

Use URC-14F Condenser for Remote Air-Cooled Unit


†Always pair "Z" model ice machines with "Z" model remote condenser.




B-500  
30 x 32 1/2 x 79 1/4



B-700  
44 x 32 1/2 x 79 1/4



B-800  
48 x 32 1/2 x 79 1/4




B-900  
52 x 32 1/2 x 79 1/4


Dimensions shown in W x D x H include Bins. See TOP KIT MATRIX (pg 36) for top kit options based on bin size.



# CUBELET

## F-2001MRJ-C








**Medium**

## CUBELET

Ice Machine Dimensions: 30"W x 27 1/2"D x 34 7/16"H


Model Number	Condenser	Lbs. of Ice per 24 hours 90°A / 70°W	Lbs. of Ice per 24 hours 70°A / 50°W	Electrical	kWh per 100 Lbs.	Shipping Weight	List F.O.B. Griffin
<b>F-2001MRJ-C</b>	Remote A-C	1500	1832	208-230V/60/1	4.35	345 Lbs.	<b>\$25,400</b>
<b>F-2001MRJZ-C†</b>	Remote A-C	1500	1832	208-230V/60/1	4.35	3605 Lbs.	<b>\$25,400</b>

**Accessories: H9320-51** Recommended Water Filtration - Single Configuration \$530






Use URC-22F Condenser for Remote Air-Cooled Unit


†Always pair "Z" model ice machines with "Z" model remote condenser.




B-500  
30 x 32 1/2 x 79 1/4



B-700  
44 x 32 1/2 x 79 1/4




B-800  
48 x 32 1/2 x 79 1/4




B-900  
52 x 32 1/2 x 79 1/4

Dimensions shown in W x D x H include Bins. See TOP KIT MATRIX (pg 36) for top kit options based on bin size.

## FD-650M\_J-C









**Small**

## CUBELET

Ice Machine Dimensions: 22"W X 24"D X 26"H

Model Number	Condenser	Lbs. of Ice per 24 hours 90°A / 70°W	Lbs. of Ice per 24 hours 70°A / 50°W	Electrical	kWh per 100 Lbs.	Shipping Weight	List F.O.B. Griffin
<b>FD-650MAJ-C</b>	Air-Cooled	495	634	115V/60/1	5.5	185 Lbs.	<b>\$11,930</b>
<b>FD-650MWJ-C</b>	Water-Cooled	520	622	115V/60/1	4.02	185 Lbs.	<b>\$12,070</b>
<b>FD-650MRJ-C*</b>	Remote A-C	470	588	115V/60/1	4.95	185 Lbs.	<b>\$11,790</b>
<b>FD-650MRJZ-C*†</b>	Remote A-C	470	588	115V/60/1	4.95	185 Lbs.	<b>\$11,790</b>

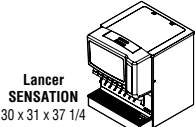
**Accessories: H9320-51** Recommended Water Filtration - Single Configuration \$530

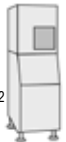
Use URC-5F Condenser for Remote Air-Cooled Unit

†Always pair "Z" model ice machines with "Z" model remote condenser.

\*ENERGY STAR qualified




Lancer  
SENSATION  
30 x 31 x 37 1/4




BD-300  
22 x 24 x 72

Dimensions shown in W x D x H include Bins. See TOP KIT MATRIX (pg 36) for top kit options based on bin size.

## FD-1002M\_J-C








**Small**

## CUBELET

Ice Machine Dimensions: 22"W X 24"D X 26"H

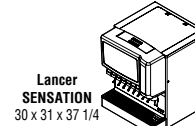
Model Number	Condenser	Lbs. of Ice per 24 hours 90°A / 70°W	Lbs. of Ice per 24 hours 70°A / 50°W	Electrical	kWh per 100 Lbs.	Shipping Weight	List F.O.B. Griffin
<b>FD-1002MAJ-C</b>	Air-Cooled	726	890	115V/60/1	4.57	210 Lbs.	<b>\$15,000</b>
<b>FD-1002MRJ-C</b>	Remote A-C	680	821	115V/60/1	4.94	210 Lbs.	<b>\$15,010</b>
<b>FD-1002MRJZ-C†</b>	Remote A-C	680	821	115V/60/1	4.94	210 Lbs.	<b>\$15,010</b>

**Accessories: H9320-51** Recommended Water Filtration - Single Configuration \$530

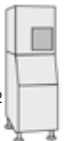




Use URC-5F Condenser for Remote Air-Cooled Unit

†Always pair "Z" model ice machines with "Z" model remote condenser.



Lancer  
SENSATION  
30 x 31 x 37 1/4






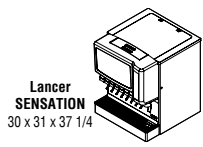
BD-300  
22 x 24 x 72




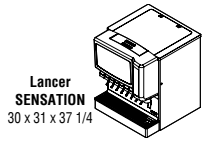
Dimensions shown in W x D x H include Bins. See TOP KIT MATRIX (pg 36) for top kit options based on bin size.




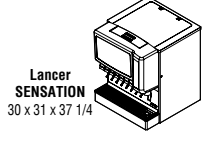
# CUBELET

## SERENITY SERIES



		<b>CUBELET</b>						
		Ice Machine Dimensions: 30"W X 11"D X 26"H						
<b>Model Number</b>	<b>Condenser</b>	<b>Lbs. of Ice per 24 hours</b> 90°A / 70°W   70°A / 50°W		<b>Electrical</b>	<b>kWh per 100 Lbs.</b> 90°A / 70°W   70°A / 50°W		<b>Shipping Weight</b>	<b>List F.O.B. Griffin</b>
<b>FS-1001MLJ-C</b>	Remote A-C	720	851	115V/60/1	5.07	4.29	166 Lbs.	<b>\$13,450</b>
<b>Accessories: H9320-51</b> Recommended Water Filtration - Single Configuration <span style="float: right;">\$530</span>								
								
Designed for use on beverage dispensers. Use SRC-10J Condenser for Remote Air-Cooled Unit								
								

		<b>CUBELET</b>						
		Ice Machine Dimensions: 22"W X 16 1/2"D X 26"H						
<b>Model Number</b>	<b>Condenser</b>	<b>Lbs. of Ice per 24 hours</b> 90°A / 70°W   70°A / 50°W		<b>Electrical</b>	<b>kWh per 100 Lbs.</b> 90°A / 70°W   70°A / 50°W		<b>Shipping Weight</b>	<b>List F.O.B. Griffin</b>
<b>FS-1022MLJ-C</b>	Remote A-C	730	889	115V/60/1	5.10	3.93	150 Lbs.	<b>\$15,280</b>
<b>Accessories: H9320-51</b> Recommended Water Filtration - Single Configuration <span style="float: right;">\$530</span>								
								
Designed for use on beverage dispensers. Use SRC-10J Condenser for Remote Air-Cooled Unit								
								






		<b>CUBELET</b>						
		Ice Machine Dimensions: 30"W X 16 1/2"D X 34 1/4"H						
<b>Model Number</b>	<b>Condenser</b>	<b>Lbs. of Ice per 24 hours</b> 90°A / 70°W   70°A / 50°W		<b>Electrical</b>	<b>kWh per 100 Lbs.</b> 90°A / 70°W   70°A / 50°W		<b>Shipping Weight</b>	<b>List F.O.B. Griffin</b>
<b>FS-1501MLJ-C</b>	Remote A-C	1125	1386	115V/60/1	4.75	3.67	229 Lbs.	<b>\$16,710</b>
<b>Accessories: H9320-51</b> Recommended Water Filtration - Single Configuration <span style="float: right;">\$530</span>								
								
Designed for use on beverage dispensers. Use SRC-10J Condenser for Remote Air-Cooled Unit								
								















# DISPENSER

## Features & Benefits of HOSHIZAKI DCM Dispensers

- Attractive stainless steel exterior provides long life and easy maintenance
- KMEdge dispensers feature a built-in insulated storage bin
- Three dimensional agitation prevents clumping and assists in delivering ice conveniently
- DKM Hotel Dispenser features the industry's only one-piece design and is 35% quieter than other hotel dispensers
- DB Series accommodates KMEdge Series Cubers
- DCM Series dispenses easy to chew cubelet ice and water
- DWM Water Dispenser offers four water choices in a small footprint
- HOSHIZAKI's DCM Opti-Serve™ Series offers hands-free dispensing and helps eliminate the possibility of cross-contamination
- All dispensers feature built-in ice storage capacity

		<b>CUBELET Ice &amp; Water Dispenser</b>					
		*Dimensions: 16 5/8" W X 24 1/4" D X 31 3/4" H (4" Legs Included)					
<b>Model Number</b>	<b>Condenser</b>	<b>Lbs. of Ice per 24 hours 90°A / 70°W</b>	<b>Lbs. of Ice per 24 hours 70°A / 50°W</b>	<b>Electrical</b>	<b>kWh per 100 Lbs.</b>	<b>Shipping Weight</b>	<b>List F.O.B. Griffin</b>
<b>DCM-271BAH</b>	Air-Cooled	196	257	115V/60/1	6.9	154 Lbs.	<b>\$10,410</b>
<div style="display: flex; justify-content: space-between; align-items: flex-start;"> <div style="width: 45%;">  <p>Four 4" Legs included †Rated in accordance with AHRI Standard 820(I-P). Capacity based on 100% of total volume x 30 lb/ft<sup>3</sup> average density of ice.</p> <p>NOTE: DCM-271BAH is made to pair with SD-271 stand. Placing a DCM-271BAH on SD-270 stand will require a new drain hole to be cut.</p> </div> <div style="width: 50%; text-align: center;">  <p><b>Floor Model with Optional Stand</b> 16 9/16 x 24 1/8 x 66 7/8 W x D x H</p>  <p><b>Counter-Top with 4" Legs</b> 16 9/16 x 24 1/8 x 31 11/16 W x D x H</p> </div> </div>							







		<b>CUBELET Ice &amp; Water Dispenser</b>					
		*Dimensions: 26"W X 22 1/2"D X 40"H					
<b>Model Number</b>	<b>Condenser</b>	<b>Lbs. of Ice per 24 hours 90°A / 70°W</b>	<b>Lbs. of Ice per 24 hours 70°A / 50°W</b>	<b>Electrical</b>	<b>kWh per 100 Lbs.</b>	<b>Shipping Weight</b>	<b>List F.O.B. Griffin</b>
<b>DCM-300BAH</b>	Air-Cooled	232	321	115V/60/1	6.84	240 Lbs.	<b>\$13,200</b>
<div style="display: flex; justify-content: space-between; align-items: flex-start;"> <div style="width: 45%;">  <p>Unit supplied without legs †Rated in accordance with AHRI Standard 820(I-P). Capacity based on 100% of total volume x 30 lb/ft<sup>3</sup> average density of ice.</p> </div> <div style="width: 50%; text-align: center;">  <p><b>Counter-Top</b> 26 x 22 1/2 x 40 W x D x H</p>  <p><b>Counter-Top with Optional 6" Legs</b> 26 x 22 1/2 x 46 W x D x H</p>  <p><b>Floor Model with Optional Stand</b> 26 x 22 1/2 x 72 1/2 W x D x H</p> </div> </div>							

		<b>CUBELET Ice &amp; Water Dispenser</b>					
		*Dimensions: 26"W X 22 1/2"D X 40"H					
<b>Model Number</b>	<b>Condenser</b>	<b>Lbs. of Ice per 24 hours 90°A / 70°W</b>	<b>Lbs. of Ice per 24 hours 70°A / 50°W</b>	<b>Electrical</b>	<b>kWh per 100 Lbs.</b>	<b>Shipping Weight</b>	<b>List F.O.B. Griffin</b>
<b>DCM-500BAH</b>	Air-Cooled	450	618	115V/60/1	5.62	255 Lbs.	<b>\$16,770</b>
<b>DCM-500BWH</b>	Water-Cooled	512	590	115V/60/1	4.48	255 Lbs.	<b>\$16,910</b>
<div style="display: flex; justify-content: space-between; align-items: flex-start;"> <div style="width: 45%;">  <p>Unit supplied without legs †Rated in accordance with AHRI Standard 820(I-P). Capacity based on 100% of total volume x 30 lb/ft<sup>3</sup> average density of ice.</p> </div> <div style="width: 50%; text-align: center;">  <p><b>Counter-Top</b> 26 x 22 1/2 x 40 W x D x H</p>  <p><b>Counter-Top with Optional 6" Legs</b> 26 x 22 1/2 x 46 W x D x H</p>  <p><b>Floor Model with Optional Stand</b> 26 x 22 1/2 x 72 1/2 W x D x H</p> </div> </div>							

\*Includes Ice Machine & Dispenser Dimensions



# DISPENSER

			<h2 style="color: #00AEEF;">CUBELET Ice &amp; Water Dispenser</h2>				<b>Ice Bin Storage Capacity Up to 95 Lbs.†</b>		
	<b>*Dimensions: 34 1/16" W X 28 1/2" D X 48 1/16" H</b>								
	Model Number	Condenser	Lbs. of Ice per 24 hours 90°A / 70°W	Lbs. of Ice per 24 hours 70°A / 50°W	Electrical	kWh per 100 Lbs.	Shipping Weight	List F. O. B. Griffin	
<b>DCM-752BAH</b>	Air-Cooled	576	782	115V/60/1	5.10	345 Lbs.	<b>\$21,940</b>		
<b>DCM-751BWH</b>	Water-Cooled	678	782	115V/60/1	4.76	345 Lbs.	<b>\$22,350</b>		
		Unit supplied without legs †Rated in accordance with AHRI Standard 820(I-P). Capacity based on 100% of total volume x 30 lb/ft <sup>3</sup> average density of ice.		 <b>Counter-Top</b> 26 x 22 1/2 x 40 W x D x H		 <b>Counter-Top with Optional 6" Legs</b> 26 x 22 1/2 x 46 W x D x H		 <b>Floor Model with Optional Stand</b> 26 x 22 1/2 x 72 1/2 W x D x H	

\*Includes Ice Machine & Dispenser Dimensions

### DCM DISPENSERS ACCESSORIES

Model Number	Description	For Use With	List F. O. B. Griffin
<b>LP-4 LEG</b>	Four 4" Stainless Steel Legs Package available (optional)	DCM-271 BAH	<b>\$280</b>
<b>LP-6 LEG</b>	Four 6" Stainless Steel Legs Package available	DCM-300 BAH, DCM-500 BAH, DCM-75_B_H	<b>\$310</b>
<b>LP-6P LEG</b>	Four 6" Painted Legs Package available	DCM-300 BAH, DCM-500 BAH, DCM-75_B_H	<b>\$290</b>
<b>SD-271</b>	Equipment Stand	DCM-271 BAH	<b>\$1,730</b>
<b>SD-500</b>	Equipment Stand	DCM-300 BAH, DCM-500 BAH	<b>\$1,910</b>
<b>SD-750</b>	Equipment Stand	DCM-75_B_H	<b>\$2,360</b>
<b>HS-2066</b>	Seismic Wall Mount Kit	DCM-300 BAH, DCM-500 BAH	<b>\$260</b>
<b>HS-2067</b>	Seismic Wall Mount Kit	DCM-75_B_H	<b>\$330</b>
<b>HS-2070</b>	Seismic Wall Mount Kit	DCM-271 BAH	<b>\$250</b>
<b>HS-2071</b>	Leg Seismic Kit	DCM-300 BAH, DCM-500 BAH	<b>\$670</b>
<b>HS-2072</b>	Leg Seismic Kit	DCM-75_B_H	<b>\$610</b>
<b>HS-2104</b>	Wall Mount Kit	DCM-271 BAH	<b>\$1,130</b>
<b>HS-5554</b>	Small Square Anti-Microbial Cover (30 mm x 30 mm)	DCM-271 BAH	<b>\$40</b>
<b>HS-5559</b>	Round Anti-Microbial Cover (25 mm diameter)	DCM-300 BAH, DCM-500 BAH, DCM-75_B_H	<b>\$80</b>
<b>H9320-51</b>	Recommended Water Filtration - Single Configuration	DCM-271 BAH, DCM-300 BAH, DCM-500 BAH, DCM-75_B_H	<b>\$530</b>
<b>H9320-54</b>	4H-SI Water Filter Hoshizaki Healthcare Filtration System - Single Configuration	DCM-271 BAH, DCM-300 BAH, DCM-500 BAH, DCM-75_B_H	<b>\$570</b>
<b>H9655-08</b>	4H-SI Water Filter Hoshizaki Healthcare Filtration System - Cartridge (1 pk)	DCM-271 BAH, DCM-300 BAH, DCM-500 BAH, DCM-75_B_H	<b>\$400</b>



# DISPENSER

## DCM-271BAH-OS



### CUBELET Ice & Water Dispenser

Hands-free sensor designed for use with opaque containers. Not intended for outdoor use - avoid placement in direct sunlight.

\*Dimensions: 16 5/8" W X 24 1/4" D X 31 3/4" H (4" Legs Included)

Ice Bin Storage Capacity  
Up to 10 Lbs.†

Model Number	Condenser	Lbs. of Ice per 24 hours 90°A / 70°W	Lbs. of Ice per 24 hours 70°A / 50°W	Electrical	kWh per 100 Lbs.	Shipping Weight	List F.O.B. Griffin
DCM-271BAH-OS	Air-Cooled	196	257	115V/60/1	6.9	154 Lbs.	\$10,530



Four 4" Legs included  
†Rated in accordance with AHRI Standard 820(I-P).  
Capacity based on 100% of total volume x 30 lb/ft<sup>3</sup> average density of ice.



Floor Model  
with Optional Stand  
16 5/8 x 24 1/4 x 66 7/8  
W x D x H



Counter-Top  
with 4" Legs  
16 5/8 x 24 1/4 x 31 3/4  
W x D x H

## DCM-300BAH-OS



### CUBELET Ice & Water Dispenser

Hands-free sensor designed for use with opaque containers. Not intended for outdoor use - avoid placement in direct sunlight.

\*Dimensions: 26" W X 22 1/2" D X 40" H

Ice Bin Storage Capacity  
Up to 40 Lbs.†

Model Number	Condenser	Lbs. of Ice per 24 hours 90°A / 70°W	Lbs. of Ice per 24 hours 70°A / 50°W	Electrical	kWh per 100 Lbs.	Shipping Weight	List F.O.B. Griffin
DCM-300BAH-OS	Air-Cooled	232	321	115V/60/1	6.84	240 Lbs.	\$13,570



Unit supplied without legs  
†Rated in accordance with AHRI Standard 820(I-P).  
Capacity based on 100% of total volume x 30 lb/ft<sup>3</sup> average density of ice.



Counter-Top  
26 x 22 1/2 x 40  
W x D x H



Counter-Top  
with Optional 6" Legs  
26 x 22 1/2 x 46  
W x D x H



Floor Model  
with Optional Stand  
26 x 22 1/2 x 72 1/2  
W x D x H

## DCM-500B\_H-OS



### CUBELET Ice & Water Dispenser

Hands-free sensor designed for use with opaque containers. Not intended for outdoor use - avoid placement in direct sunlight.

\*Dimensions: 26" W X 22 1/2" D X 40" H

Ice Bin Storage Capacity  
Up to 40 Lbs.†

Model Number	Condenser	Lbs. of Ice per 24 hours 90°A / 70°W	Lbs. of Ice per 24 hours 70°A / 50°W	Electrical	kWh per 100 Lbs.	Shipping Weight	List F.O.B. Griffin
DCM-500BAH-OS	Air-Cooled	450	618	115V/60/1	5.62	276 Lbs.	\$16,910
DCM-500BWH-OS	Water-Cooled	512	590	115V/60/1	4.48	255 Lbs.	\$17,030



Unit supplied without legs  
†Rated in accordance with AHRI Standard 820(I-P).  
Capacity based on 100% of total volume x 30 lb/ft<sup>3</sup> average density of ice.



Counter-Top  
26 x 22 1/2 x 40  
W x D x H



Counter-Top  
with Optional 6" Legs  
26 x 22 1/2 x 46  
W x D x H



Floor Model  
with Optional Stand  
26 x 22 1/2 x 72 1/2  
W x D x H

## DCM-75\_B\_H-OS



### CUBELET Ice & Water Dispenser

Hands-free sensor designed for use with opaque containers. Not intended for outdoor use - avoid placement in direct sunlight.

\*Dimensions: 34 1/16" W X 28 1/2" D X 48 1/16" H

Ice Bin Storage Capacity  
Up to 95 Lbs.†

Model Number	Condenser	Lbs. of Ice per 24 hours 90°A / 70°W	Lbs. of Ice per 24 hours 70°A / 50°W	Electrical	kWh per 100 Lbs.	Shipping Weight	List F.O.B. Griffin
DCM-752BAH-OS	Air-Cooled	576	782	115V/60/1	5.10	345 Lbs.	\$22,070
DCM-751BWH-OS	Water-Cooled	678	782	115V/60/1	4.76	345 Lbs.	\$22,480



Unit supplied without legs  
†Rated in accordance with AHRI Standard 820(I-P).  
Capacity based on 100% of total volume x 30 lb/ft<sup>3</sup> average density of ice.



Counter-Top  
26 x 22 1/2 x 40  
W x D x H



Counter-Top  
with Optional 6" Legs  
26 x 22 1/2 x 46  
W x D x H









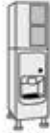
Floor Model  
with Optional Stand  
26 x 22 1/2 x 72 1/2  
W x D x H









\*Includes Ice Machine & Dispenser Dimensions












# DISPENSER

		<b>KMEdge DB Dispenser</b>					
		Ice Machine/Dispenser Dimensions: 22"W X 30"D X 53"H (6" Legs Included)					
		Model Number	Application Ice Storage Capacity	Dispensing Rate	Electrical	Icemaker kWh per 100 lbs.	Shipping Weight
DB-130H	130 Lbs.	20 lbs. / min.	115V/60/1	N/A	195 Lbs.	<b>\$7,340</b>	
  		Four Painted 6" Flange Legs included Note: 90 Day Warranty on accessory parts Ice dispensing area is ADA compliant Only dispenses crescent ice				 22 x 30 x 53 W x D x H	 <b>KM-350/520/660M</b> Cuber sold separately 22 x 30 x 81 W x D x H

		<b>KMEdge DB Dispenser</b>						
		Ice Machine/Dispenser Dimensions: 30"W X 30"D X 53"H (6" Legs Included)						
		Model Number	Application Ice Storage Capacity	Dispensing Rate	Electrical	Icemaker kWh per 100 lbs.	Shipping Weight	List F.O.B. Griffin
DB-200H	200 Lbs.	13 lbs. / min.	115V/60/1	N/A	<b>220 Lbs.</b>	<b>\$8,420</b>		
  		Four Painted 6" Flange Legs included Note: 90 Day Warranty on accessory parts Ice dispensing area is ADA compliant Only dispenses crescent ice				 30 x 30 x 53 W x D x H	 <b>KML-325/500</b> Cuber sold separately 30 x 30 x 75 W x D x H	 <b>KML-700</b> Cuber sold separately 30 x 30 x 79 W x D x H

		<b>KMEdge DKM Dispenser</b>						
		Ice Machine/Dispenser Dimensions: 30"W X 28"D X 77"H (6" Legs Included)						
		Model Number	Lbs. of Ice per 24 hours 70°F / 50°F	Application Ice Storage Capacity	Dispensing Rate	Electrical	Icemaker kWh per 100 lbs.	Shipping Weight
DKM-500BAJ*	545 Lbs.	200 Lbs.	13 lbs. / min.	115V/60/1	5.56	300 Lbs.	<b>\$17,100</b>	
DKM-500BWJ	540 Lbs.	200 Lbs.	13 lbs. / min.	115V/60/1	4.79	310 Lbs.	<b>\$17,250</b>	
    		Rated in accordance with AHRI Standard 80		Four Painted 6" Flange Legs included DKM-500B - Ice dispensing area is ADA compliant				
*ENERGY STAR qualified								


## DCM-OS, DB & DKM - DISPENSERS ACCESSORIES

Model Number	Description	For Use With	List F.O.B. Griffin
LP-4 LEG	Four 4" Stainless Steel Legs Package available (optional)	DCM-271BAH-OS	<b>\$280</b>
LP-6 LEG	Four 6" Stainless Steel Legs Package available	DCM-300BAH-OS, DCM-500BAH-OS, DCM-75_B_H-OS, DB-200H	<b>\$310</b>
LP-6P LEG	Four 6" Painted Legs Package available	DCM-300BAH-OS, DCM-500BAH-OS, DCM-75_B_H-OS	<b>\$290</b>
LP-6 FLANGE LEG	Four 6" Stainless Steel Legs Package available	DB-130H	<b>\$360</b>
SD-271	Equipment Stand	DCM-271BAH-OS	<b>\$1,730</b>
SD-500	Equipment Stand	DCM-300BAH-OS, DCM-500BAH-OS	<b>\$1,910</b>
SD-750	Equipment Stand	DCM-75_B_H-OS	<b>\$2,360</b>
HS-2036	Top Kit for KM-350M, KM-520M or KM-660M	DB-200H	<b>\$280</b>
HS-2066	Seismic Wall Mount Kit	DCM-300BAH-OS, DCM-500BAH-OS	<b>\$260</b>
HS-2067	Seismic Wall Mount Kit	DCM-75_B_H-OS	<b>\$330</b>
HS-2070	Seismic Wall Mount Kit	DCM-271 BAH-OS	<b>\$250</b>
HS-2071	Leg Seismic Kit	DCM-300BAH-OS, DCM-500BAH-OS	<b>\$670</b>
HS-2072	Leg Seismic Kit	DCM-75_B_H-OS	<b>\$610</b>
HS-2104	Wall Mount Kit	DCM-271BAH-OS	<b>\$1,130</b>
HS-2109	Chute & grill replacement kit	DB-130H, DB-200H	<b>\$450</b>
HS-3586	6" Casters - Set of 4	6" Casters - Set of 4	<b>\$630</b>
H9320-51	Recommended Water Filtration - Single Configuration	DCM-300BAH-OS, DCM-500BAH-OS, DCM-75_B_H-OS, DKM-500BAJ	<b>\$530</b>




# DISPENSER

DM-200B



## KMEdge Ice & Water Dispenser

Dispenser Dimensions: 30"W X 28"D X 36 3/8"H




Model Number	Application Ice Storage Capacity	Dispensing Rate	Electrical	Icemaker Production per 24 hrs.	Icemaker kWh per 100 lbs.	Shipping Weight	List F. O. B. Griffin
DM-200B	200 lbs.	7.5 lbs. / min.	115-120V/60/1	N/A	N/A	210 Lbs.	<b>\$8,670</b>

**Accessories:**


**HS-2036** Top Kit for KM-350M, KM-520M or KM-660M \$280

**DM Legs** Four 4" Black Die Cast Legs Kit \$240


**SD-200** Equipment Stand \$2,340



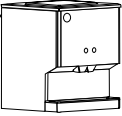
CERTIFIED  
APPLY TO ALL CLASSIFIED




ETL  
INTERNATIONAL LISTED



ADA COMPLIANT




Counter-Top  
30 x 28 x 36 3/8  
W x D x H



Counter-Top  
with optional 4" legs  
30 x 28 x 40 3/8  
W x D x H


Unit supplied without legs  
Only dispenses crescent ice

DM-4420N



## CUBELET Ice & Water Dispenser

Dimensions: 22"W X 30 1/2"D X 40"H





Model Number	Application Ice Storage Capacity	Dispensing Rate	Electrical	Icemaker Production per 24 hrs.	Icemaker kWh per 100 lbs.	Shipping Weight	List F. O. B. Griffin
DM-4420N	200 lbs.	N/A	115-120V/60/1	N/A	N/A	235 Lbs.	<b>\$9,000</b>


**Accessories:**

**HS-5329** Top Kit for for FS-1022MLJ-C \$200

**HS-5330** Top Kit for for FD-650M\_J-C & FD-1002M\_J-C \$550









CANADIAN ENERGY  
PERFORMANCE VERIFIED  
RENDEMENT ENERGETIQUE VERIFIED

DWM-20A



## MODwater Water Dispenser

Dimensions: 14 7/8"W x 21 3/8"D x 16 5/8"H



Model Number	Max Draw of Chilled Water (Chilled or Sparkling)	Max Flow Rate (Chilled)	Heat Rejection	Refrigerant Type/Charge	Max. Fuse Size or HACR Circuit Breaker	Max Amps	Voltage	Shipping Weight	List F. O. B. Griffin
DWM-20A	20 gal/hour	0.9 gal/min	450W	R-134a/ 4.23 oz	15A	9A	120V/60/1	90 Lbs.	<b>\$6,490</b>

**Accessories:**

**HS-5441** Replacement All-in-One Filter Cartridge, HS-5441 (pack of 2) \$410


**HS-5442** Replacement Alkaline Chamber \$430


**HS-5504** 6-Month Replacement Kit: Filters (2 ea.) alkaline chamber, air filter, nozzle tip w/aerator \$850


**HS-5542** DWM Top Kit for SD-271 \$230

**HS-5560** Large Square Anti-Microbial Cover (50 mm x 50 mm) \$70

Installation kit included  
CO<sub>2</sub> tank must be sourced from other vendor







TYPES OF WATER DISPENSED

	Temp.	
Chilled	34°-36°F	
Sparkling	Carbonation	3.7 Vol.
Alkaline	pH (avg.)	8.0-9.0
Hot	Factory set	185°F






# ICE STORAGE BINS

**HOSHIZAKI Ice Storage Bins** are available with stainless steel exterior for easy cleaning and long-lasting attractive appearance. Sturdy construction for side-by-side or stacked installations and non-corrosive bin liner provide safe, sanitary storage of cubed or flaked ice. Foamed-in-place polyurethane insulation in all bin walls and bottom provides dependable ice storage. H-GUARD Plus® Antimicrobial Agent adds extra protection to the ice scoop (included).





Intertek


B-250SF		Model Number	Exterior Finish	Application Ice Storage Capacity	Dimensions W x D x H (Height includes 6" legs)	Shipping Weight	List F.O.B. Griffin	
		<b>B-250SF</b>	Stainless Steel	250 Lbs.	30" x 32 <sup>1/2</sup> " x 33 <sup>3/8</sup> "	110 Lbs.	<b>\$2,450</b>	
	<b>Accessories</b>							
								LP-6 LEG Four 6" Stainless Steel Legs Package available \$310 HS-2033 Order 8" Top Kit to accommodate 22"W ice machines \$310 HS-5429 Bin Door Catch \$55 HS-5607 Optional Bin Scoop Holder \$140 Four 6" Painted Legs included Refer to Top Kit Matrix for necessary configurations
B-300SF BD-300SF**		Model Number	Exterior Finish	Application Ice Storage Capacity	Dimensions W x D x H (Height includes 6" legs)	Shipping Weight	List F.O.B. Griffin	
		<b>B-300SF</b>	Stainless Steel	300 Lbs.	22" x 32 <sup>1/2</sup> " x 46"	125 Lbs.	<b>\$2,530</b>	
	<b>Accessories</b>							
								LP-6 FLANGE LEG Four 6" Stainless Steel Flange Legs Package available \$360 HS-5429 Bin Door Catch \$55 HS-5607 Optional Bin Scoop Holder \$140 Four 6" Painted Flanged Legs included Refer to Top Kit Matrix for necessary configurations
		<b>BD-300SF</b>	Stainless Steel	300 Lbs.	22" x 32 <sup>1/2</sup> " x 46"	135 Lbs.	<b>\$2,580</b>	
<b>Accessories</b>								
								LP-6 FLANGE LEG Four 6" Stainless Steel Flange Legs Package available \$360 HS-5429 Bin Door Catch \$55 HS-5607 Optional Bin Scoop Holder \$140 For use with <b>KMD-410M, KMS-822M, FD-650M-C, FD-1001M-C</b> <b>**BD Bins fit 24" to 24 1/2" deep Ice Machines without Top Kit extension</b>
B-500SF BD-500SF**		Model Number	Exterior Finish	Application Ice Storage Capacity	Dimensions W x D x H (Height includes 6" legs)	Shipping Weight	List F.O.B. Griffin	
		<b>B-500SF</b>	Stainless Steel	500 Lbs.	30" x 32 <sup>1/2</sup> " x 46"	140 Lbs.	<b>\$2,820</b>	
	<b>Accessories</b>							
								LP-6 LEG Four 6" Stainless Steel Legs Package available \$310 HS-2033 Order 8" Top Kit to accommodate 22"W ice machines \$310 HS-2129 Top Kit: KMD application \$360 HS-5429 Bin Door Catch \$55 HS-5607 Optional Bin Scoop Holder \$140 Four 6" Painted Legs included Refer to Top Kit Matrix for necessary configurations
			<b>BD-500SF</b>	Stainless Steel	500 Lbs.	30" x 32 <sup>1/2</sup> " x 46"	155 Lbs.	<b>\$2,900</b>
<b>Accessories</b>								
								LP-6 LEG Four 6" Stainless Steel Legs Package available \$310 For use with <b>KMD-460M, KMD-530M, KMD-860M</b> <b>**BD Bins fit 24" to 24 1/2" deep Ice Machines without Top Kit extension</b> Four 6" Painted Legs included





# ICE STORAGE BINS

<b>B-700SF</b>	<b>Model Number</b>	<b>Exterior Finish</b>	<b>Application Ice Storage Capacity</b>	<b>Dimensions W x D x H (Height includes 6" legs)</b>	<b>Shipping Weight</b>	<b>List F.O.B. Griffin</b>
	<b>B-700SF</b>	Stainless Steel	700 Lbs.	44" x 32 <sup>1/2</sup> " x 46"	175 Lbs.	<b>\$3,550</b>
	<b>Accessories</b> <b>LP-6 LEG</b> Four 6" Stainless Steel Legs Package available \$310 <b>HS-2035</b> Order 22" Top Kit to accommodate 22"W ice machines \$330 <b>HS-2034</b> Order 14" Top Kit to accommodate 30"W ice machines \$310 <b>HS-2130</b> Top Kit: KMD application \$430 <b>HS-5429</b> Bin Door Catch \$55 <b>HS-5607</b> Optional Bin Scoop Holder \$140 Four 6" Painted Legs included Refer to Top Kit Matrix for necessary configurations					

<b>B-800SF</b>	<b>Model Number</b>	<b>Exterior Finish</b>	<b>Application Ice Storage Capacity</b>	<b>Dimensions W x D x H (Height includes 6" legs)</b>	<b>Shipping Weight</b>	<b>List F.O.B. Griffin</b>
	<b>B-800SF</b>	Stainless Steel	800 Lbs.	48" x 32 <sup>1/2</sup> " x 46"	185 Lbs.	<b>\$3,830</b>
	<b>Accessories</b> <b>LP-6 LEG</b> Four 6" Stainless Steel Legs Package available \$310 <b>HS-2035</b> 22" Top Kit & <b>HS-2032 - 4"</b> Top Kit to accommodate 22"W ice machines \$610 <b>HS-2032</b> 4" Top Kit to accommodate (2) 22"W ice machines \$280 <b>HS-2034</b> Order 14" Top Kit & <b>HS-2032 - 4"</b> Top Kit to accommodate 30"W machines \$590 <b>HS-2131</b> Top Kit: KMD application \$510 <b>HS-5429</b> Bin Door Catch \$55 <b>HS-5607</b> Optional Bin Scoop Holder \$140 Four 6" Painted Legs included Refer to Top Kit Matrix for necessary configurations					

<b>B-900SF</b>	<b>Model Number</b>	<b>Exterior Finish</b>	<b>Application Ice Storage Capacity</b>	<b>Dimensions W x D x H (Height includes 6" legs)</b>	<b>Shipping Weight</b>	<b>List F.O.B. Griffin</b>
	<b>B-900SF</b>	Stainless Steel	900 Lbs.	52" x 32 <sup>1/2</sup> " x 46"	195 Lbs.	<b>\$4,010</b>
	<b>Accessories</b> <b>LP-6 LEG</b> Four 6" Stainless Steel Legs Package available \$310 <b>HS-2035</b> Order 22" Top Kit to accommodate 30"W ice machines \$330 <b>HS-2035</b> 22" Top Kit & <b>HS-2033 - 8"</b> Top Kit to accommodate 22"W ice machines \$640 <b>HS-2033</b> 8" Top Kit to accommodate (2) 22"W machines \$310 <b>HS-2032</b> 4" Top Kit to accommodate 48"W ice machines \$280 <b>HS-2132</b> Top Kit: KMD application \$620 <b>HS-5429</b> Bin Door Catch \$55 <b>HS-5607</b> Optional Bin Scoop Holder \$140 Four 6" Painted Legs included Refer to Top Kit Matrix for necessary configurations					

<b>B-1150SS / B-1300SS</b>	<b>Model Number</b>	<b>Exterior Finish</b>	<b>Application Ice Storage Capacity</b>	<b>Dimensions W x D x H (Height includes 6" legs)</b>	<b>Shipping Weight</b>	<b>List F.O.B. Griffin</b>
	<b>B-1150SS</b>	Stainless Steel	1148 Lbs.	48" x 41" x 60"	315 Lbs.	<b>\$8,120</b>
	<b>B-1300SS</b>	Stainless Steel	1304 Lbs.	48" x 41" x 66"	330 Lbs.	<b>\$8,400</b>
Four 6" Stainless Steel Legs included, baffle design increases ice accessibility by 30% Universal top included - Check Top Kit Application Guide for detail						

<b>B-1500SS / B-1650SS</b>	<b>Model Number</b>	<b>Exterior Finish</b>	<b>Application Ice Storage Capacity</b>	<b>Dimensions W x D x H (Height includes 6" legs)</b>	<b>Shipping Weight</b>	<b>List F.O.B. Griffin</b>
	<b>B-1500SS</b>	Stainless Steel	1500 Lbs.	60" x 41" x 62"	360 Lbs.	<b>\$9,160</b>
	<b>B-1650SS</b>	Stainless Steel	1605 Lbs.	60" x 41" x 66"	375 Lbs.	<b>\$9,470</b>
Four 6" Stainless Steel Legs included, baffle design increases ice accessibility by 30% Universal top included - Check Top Kit Application Guide for detail						



# DISPENSER STANDS

SD STANDS DM and DCM Series Dispensers	Model Number	Use with Ice Machine / Dispenser Model	Dimensions W x D x H (Height includes 6" legs)	Shipping Weight	List F.O.B. Griffin
	SD-200	DM-200B	30" x 28" x 32 <sup>13/16"</sup>	105 lbs.	<b>\$2,340</b>
	SD-271	DCM-271 (-OS)	16 <sup>1/2"</sup> x 24" x 35 <sup>3/16"</sup>	85 lbs.	<b>\$1,730</b>
	SD-500	DCM-300 (-OS) / DCM-500 (-OS)	25 <sup>7/8"</sup> x 22" x 32 <sup>3/4"</sup>	90 lbs.	<b>\$1,910</b>
	SD-750	DCM-751 (-OS) / DCM-752 (-OS)	34" x 28" x 32 <sup>3/4"</sup>	110 lbs.	<b>\$2,360</b>
<b>Accessories</b>					
LP-6 FLANGE LEG Four 6" Stainless Steel Flange Legs Package available (optional)					\$360
Leg Kits: HS-2066 Seismic Kit for SD 500 Stands					\$260
HS-2071 Leg Seismic Kit SD 500 Stands					\$670
Four 6" Painted Legs included					
NOTE: DCM-271BAH is made to pair with SD-271 stand. Placing a DCM-271BAH on SD-270 stand will require a new drain hole to be cut.					



- Heavy duty stands for floor model ice machines/dispensers
- Easy cleaning and maintenance
- Attractive stainless steel exterior
- Locking doors standard



# TOP KIT MATRIX

	22" Width	22" Width	30" Width	30" Width	44" Width	44" Width	48" Width	60" Width
	KM-350M KM-520M KM-660M F-450M F-801M F-1002M	KMD-410M† KMS-822M FD-650M-C† FD-1002M-C	KM-901M KM-1340M KM-1601M KML Series F-1501M F-2001	KMD-460M‡ KMD-530M‡ KMD-860M‡ KMS-1402M* KMS-2000M*	2 KM-350M 2 KM-520M 2 KM-660M IM-500S 2 F-450M 2 F-801M 2 F-1002M	2 KMD-410M 2 FD-650M-C 2 FD-1002M-C	KM-1301S KM-1400S KM-1601S KM-1900S KM-2200S KM-2600S	2 KM-901M 2 KM-1100M 2 KM-1340M 2 KM-1601M 2 KML Series 2 F-1501/2001M 2 KMD Series**
22" Width B-300SF DB-130H	N/A	HS-2153 HS-5424 <i>(KMD-410 on B-300 only)</i>	N/A	N/A	N/A	N/A	N/A	N/A
BD-300SF†	N/A	—	N/A	N/A	N/A	N/A	N/A	N/A
30" Width B-250SF B-500SF	HS-2033	HS-2033 & HS-2129	—	HS-2129	N/A	N/A	N/A	N/A
BD-500SF†	N/A	N/A	N/A	— <i>(Only fits KMD Units)</i>	N/A	N/A	N/A	N/A
44" Width B-700SF	HS-2035	HS-2035 & HS-2130	HS-2034	HS-2130 & HS-2034	—	HS-2130 <i>(KMD-410M does not apply.)</i>	N/A	N/A
48" Width B-800SF	HS-2035 & HS-2032	HS-2035, HS-2032 & HS-2131	HS-2034 & HS-2032	HS-2131, HS-2034 & HS-2032	HS-2032	HS-2032 & HS-2131	—	N/A
48" Width B-1150SS B-1300SS	UNIVERSAL TOP KIT INCLUDED	N/A	UNIVERSAL TOP KIT INCLUDED	UNIVERSAL TOP KIT INCLUDED & HS-2147	IM & F UNITS ONLY <i>(HS-5397 for IM-500)</i>	N/A	UNIVERSAL TOP KIT INCLUDED	N/A
52" Width B-900SF	HS-2035 & HS-2033	HS-2035 & HS-2033/2132	HS-2035	HS-2132 & HS-2035	HS-2033	HS-2033 & HS-2132	HS-2032	N/A
60" Width B-1500SS B-1650SS	N/A	N/A	UNIVERSAL TOP KIT INCLUDED & HS-2111	N/A	UNIVERSAL TOP KIT INCLUDED <i>(HS-5397 for IM-500)</i>	N/A	UNIVERSAL TOP KIT INCLUDED	UNIVERSAL TOP KIT INCLUDED
30" Width DB-200H DM-200B	HS-2036 <i>(Only fits KM Units)</i>	N/A	— <i>(Only fits KML Units)</i>	N/A	N/A	N/A	N/A	N/A

— Not top kit necessary | N/A Combination of ice maker and bin is not possible

\*Except KMD-410M (See 22" Wide), †BD Bins Fit 24" to 24 1/2" Deep Ice makers w/o Top Kit, ‡HS-5065 Req'd for Air Cooled KMD-460/530MAJ

### KMS<sup>§</sup>, KMD, or FD on Bin Need Top Kit Extension:

Model Number	For Use With	List F.O.B. Griffin
HS-2129	B-500 Bins	\$360
HS-2130	B-700 Bins	\$430
HS-2131	B-800 Bins	\$510
HS-2132	B-800 & B-900 Bins	\$620
HS-2147	B-1150 & 1300 Bins	\$330
HS-2153	B-300 Bins	\$240
HS-5424	KMD on DB-130	\$110

§Except KMS-1122MLJ

36" Width - KMH-2100S - Fit Kloppenberg Bins Only (Sold Separately)


Model Number	Description	List F.O.B. Griffin
HS-2032	4" ABS Top Kit	\$280
HS-2033	8" ABS Top Kit	\$310
HS-2034	14" ABS Top Kit	\$310
HS-2035	22" ABS Top Kit	\$330
HS-2036	(2) 4" ABS Top Kits for KM on DB-200H	\$280
HS-2111	11.3" x 26.2" Stainless Cover/Separator	FREE
HS-2148	30" x 3.1" Stainless Cover	\$260
HS-5065	Front Panel Filter Kit for KMD-460/530M	\$770
HS-5397	Bin Control Kit for IM-500 on B-1150/1300/1500/1650	\$280



# REMOTE CONDENSER

## AIR-COOLED REMOTE CONDENSERS - URC / SRC / SRK

An Ice Machine with a **Remote Air Condenser** provides quiet operation at the icemaker location, improves efficiency, and saves energy with cooler operation. Sturdy construction and weather-resistant cabinet finish provides long life operation. Remote condensers may be installed outdoors up to 55 feet from the icemaker. For installations exceeding 55 feet, contact a Factory Technical Service Representative at 800-233-1940.



Model Number	For Use With	Electrical	Dimensions W x D x H (Height includes legs)	Shipping Weight	List F.O.B. Griffin
<b>URC-5F</b>	KM-520MRJ, KMD-530MRJ, KM-660MRJ, FD-650MRJ-C, FD-1002MRJ-C, F-1002MRJ(-C)	115/60/1	21 <sup>15/16</sup> " x 14 <sup>1/8</sup> " x 32 <sup>13/16</sup> "	60 Lbs.	<b>\$2,050</b>
<b>Accessories</b>					
Tubing Kit: <b>R404-2046-2</b> - 20' Pre-charged R-404A					\$560
<b>R404-3546-2</b> - 35' Pre-charged R-404A					\$730
<b>HS-2150</b> - Quick-Connect Kit (not required if line set is ordered)					\$290

Model Number	For Use With	Electrical	Dimensions W x D x H (Height includes legs)	Shipping Weight	List F.O.B. Griffin
<b>URC-9F</b>	KML-700MRJ, KMD-860MRJ	115/60/1	35 <sup>11/16</sup> " x 14 <sup>1/16</sup> " x 36 <sup>1/2</sup> "	95 Lbs.	<b>\$2,420</b>
<b>Accessories</b>					
Tubing Kit: <b>R404-2068-2</b> - 20' Pre-charged R-404A					\$560
<b>R404-3568-2</b> - 35' Pre-charged R-404A					\$730
<b>R404-5568-2</b> - 55' Pre-charged R-404A					\$920
<b>HS-2150</b> - Quick-Connect Kit (not required if line set is ordered)					\$290

Model Number	For Use With	Electrical	Dimensions W x D x H (Height includes legs)	Shipping Weight	List F.O.B. Griffin
<b>SRC-10J</b>	FS-1001MLJ-C, FS-1022MLJ-C	230/60/1	38" x 29" x 37"	270 Lbs.	<b>\$5,280</b>
<b>Accessories</b>					
Tubing Kit: <b>HS-5299</b> - 25' Brazing Required R-404A					\$560
<b>HS-5300</b> - 35' Brazing Required R-404A					\$720
<b>HS-5301</b> - 55' Brazing Required R-404A					\$890

Model Number	For Use With	Electrical	Dimensions W x D x H (Height includes legs)	Shipping Weight	List F.O.B. Griffin
<b>SRK-10J</b>	KMS-822MLJ	230/60/1 **	38" x 29" x 37"	226 Lbs.	<b>\$6,120</b>
<b>Accessories</b>					
Tubing Kit: <b>HS-0250</b> - 25' Brazing Required R-404A					\$560
<b>HS-0251</b> - 35' Brazing Required R-404A					\$720
<b>HS-0252</b> - 55' Brazing Required R-404A					\$890

\*\*3 wire with neutral for 115V



# REMOTE CONDENSER

Model Number	For Use With	Electrical	Dimensions W x D x H (Height includes legs)	Shipping Weight	List F.O.B. Griffin
<b>SRK-12J</b>	KMS-1122MLJ	230/60/1**	50" x 19 <sup>1/2</sup> " x 43"	273 Lbs.	<b>\$6,790</b>
<b>SRK-12J3</b>	KMS-1122MLJ	230/60/3	50" x 19 <sup>1/2</sup> " x 43"	273 Lbs.	<b>\$7,060</b>
<b>Accessories</b>					
Tubing Kit: <b>HS-0250</b> - 25' Brazing Required R-404A					\$560
<b>HS-0251</b> - 35' Brazing Required R-404A					\$720
<b>HS-0252</b> - 55' Brazing Required R-404A					\$890
**3 wire with neutral for 115V					

Model Number	For Use With	Electrical	Dimensions W x D x H (Height includes legs)	Shipping Weight	List F.O.B. Griffin
<b>SRC-14J</b>	FS-1501MLJ-C	230/60/1	37 <sup>3/4</sup> " x 26 <sup>5/8</sup> " x 37"	235 Lbs.	<b>\$6,540</b>
<b>Accessories</b>					
Tubing Kit: <b>HS-5323</b> - 25' Brazing Required R-404A					\$560
<b>HS-5324</b> - 35' Brazing Required R-404A					\$720
<b>HS-5325</b> - 55' Brazing Required R-404A					\$890

Model Number	For Use With	Electrical	Dimensions W x D x H (Height includes legs)	Shipping Weight	List F.O.B. Griffin
<b>SRK-15J</b>	KMS-1402MLJ	230/60/1**	50" x 19 <sup>1/2</sup> " x 43"	275 Lbs.	<b>\$7,540</b>
<b>SRK-15J3</b>	KMS-1402MLJ	230/60/3	50" x 19 <sup>1/2</sup> " x 43"	275 Lbs.	<b>\$7,670</b>
<b>Accessories</b>					
Tubing Kit: <b>HS-0250</b> - 25' Brazing Required R-404A					\$560
<b>HS-0251</b> - 35' Brazing Required R-404A					\$720
<b>HS-0252</b> - 55' Brazing Required R-404A					\$890
**3 wire with neutral for 115V					

Model Number	For Use With	Electrical	Dimensions W x D x H (Height includes legs)	Shipping Weight	List F.O.B. Griffin
<b>URC-14F</b> <b>URC-14FZ†</b>	KM-901MRJ(3)(Z†), KM-1100MRJ (Z†), KM-1301SRJ(3)(Z†), KM-1340MRJ(3)(Z†), F-1501MRJ(-C)(Z†)	115/60/1	35 <sup>11/16</sup> " x 14 <sup>1/16</sup> " x 36 <sup>1/2</sup> "	110 Lbs.	<b>\$2,520</b>
<b>Accessories</b>					
Tubing Kit: <b>R404-2068-2</b> - 20' Pre-charged R-404A					\$560
<b>R404-3568-2</b> - 35' Pre-charged R-404A					\$730
<b>R404-5568-2</b> - 55' Pre-charged R-404A					\$920
<b>HS-2150</b> - Quick-Connect Kit (not required if line set is ordered)					
<b>HS-5102</b> - Hail Guard Kit					\$290
†Always pair "Z" model ice machines with "Z" model remote condenser.					\$350

Model Number	For Use With	Electrical	Dimensions W x D x H (Height includes legs)	Shipping Weight	List F.O.B. Griffin
<b>SRK-20J</b>	KMS-2000MLJ	230/60/1**	59 <sup>9/16</sup> " x 19 <sup>1/2</sup> " x 45"	325 Lbs.	<b>\$13,090</b>
<b>SRK-20J3</b>	KMS-2000MLJ	230/60/3	59 <sup>9/16</sup> " x 19 <sup>1/2</sup> " x 45"	325 Lbs.	<b>\$13,470</b>
<b>Accessories</b>					
Tubing Kit: <b>HS-0243</b> - 25' Brazing Required R-404A					\$560
<b>HS-0244</b> - 35' Brazing Required R-404A					\$720
<b>HS-0245</b> - 55' Brazing Required R-404A					\$950
**3 wire with neutral for 115V					

Model Number	For Use With	Electrical	Dimensions W x D x H (Height includes legs)	Shipping Weight	List F.O.B. Griffin
<b>URC-22F</b> <b>URC-22FZ†</b>	KM-1601MRJ(3)(Z†), KM-1601SRJ(3)(Z†), KM-1900SRJ(3)(Z†), KM-2200SRJ(3)(Z†), KMH-2100SRJ(3)(Z†), F-2001MRJ3(-C)(Z†)	115/60/1	46 <sup>3/8</sup> " x 14 <sup>1/16</sup> " x 40 <sup>1/2</sup> "	165 Lbs.	<b>\$3,590</b>
<b>URC-26J</b>	KM-2600SRJ(3)	115/60/1	46 <sup>3/8</sup> " x 14 <sup>1/16</sup> " x 40 <sup>1/2</sup> "	273 Lbs.	<b>\$4,750</b>
<b>Accessories</b>					
Tubing Kit: R404-35610 - 20' Pre-charged R-404A					\$730
R404-20610 - 20' Pre-charged R-404A					\$560
R404-55610 - 55' Pre-charged R-404A					\$980
<b>HS-2150</b> - Quick-Connect Kit (not required if line set is ordered)					\$290
<b>HS-5095</b> - Hail Guard Kit					\$250
†Always pair "Z" model ice machines with "Z" model remote condenser.					





# REMOTE CONDENSER

## REMOTE CONDENSER MATRIX

### Line Sets - PRE-CHARGED

Remote Condenser	Ice Machines	Shipping Weight	20' Length	35' Length	55' Length
URC-5F	KM-520MRJ, KMD-530MRJ, KM-660MRJ, FD-650MRJ-C, FD-1002MRJ-C, F-1002MRJ(-C)	60 Lbs.	R404-2046-2	R404-3546-2	N/A
URC-9F	KML-700MRJ, KMD-860MRJ	95 Lbs.v	R404-2068-2	R404-3568-2	R404-5568-2
URC-14F	KM-901MRJ(3), KM-1100MRJ, KM-1301SRJ(3), KM-1340MRJ(3), F-1501MRJ(-C)	110 Lbs.	R404-2068-2	R404-3568-2	R404-5568-2
URC-22F	KM-1601MRJ(3), KM-1601SRJ(3), KM-1900SRJ(3), KM-2200SRJ(3), KMH-2100SRJ(3), F-2001MRJ(3)(-C)	165 Lbs.	R404-20610	R404-35610	R404-55610
URC-26J	KM-2600SRJ3	273 Lbs.	R404-20610	R404-35610	R404-55610

### Line Sets - PRE-CHARGED

Remote Condenser	Ice Machines	Shipping Weight	25' Length	35' Length	55' Length
URC-5FZ†	KM-520MRJZ†, KM-660MRJZ†, KMD-530MRJZ†, FD-650MRJZ†-C, F-1002MRJZ†(-C), FD-1002MRJZ†(-C)	90 Lbs.	HS-5587	HS-5588	N/A
URC-9FZ†	KML-700MRJZ†, KMD-860MRJZ†	90 Lbs.	HS-5604	HS-5605	HS-5606
URC-14FZ†	KM-901MRJZ†(3), KM-1100MRJZ†, KM-1301SRJZ†(3), KM-1340MRJZ(3) F-1501MRJZ(-C)	100 Lbs.	HS-5604	HS-5605	HS-5606
URC-22FZ†	KM-1601MRJZ†(3), KM-1601SRJZ†(3), KM-1900SRJZ†(3), KM-2200SRJZ†(3), KMH-2100SRJZ†(3), F-2001MRJZ†(3)(-C)	130 Lbs.	HS-5323	HS-5324	HS-5325
URC-26JZ†	KM-2600SRJZ3†	150 Lbs.	HS-5323	HS-5324	HS-5325

†Always pair the “Z” series remote condensers with the “Z” series ice makers.  
Call factory for more information.

### Line Sets - PRE-CHARGED

Remote Condenser	Ice Machines	Shipping Weight	25' Length	35' Length	55' Length
SRC-10J	FS-1001MLJ-C, FS-1022MLJ-C	200 Lbs.	HS-5299*	HS-5300*	HS-5301*
SRK-10J	KMS-822MLJ	230 Lbs.	HS-0250*	HS-0251*	HS-0252*
SRK-12J SRK-12J3	KMS-1122MLJ	275 Lbs.	HS-0250*	HS-0251*	HS-0252*
SRC-14J	FS-1501MLJ-C	220 Lbs.	HS-5323*	HS-5324*	HS-5325*
SRK-15J SRK-15J3	KMS-1402MLJ	275 Lbs.	HS-0250*	HS-0251*	HS-0252*
SRK-20J SRK-20J3	KMS-2000MLJ	345 Lbs.	HS-0243*	HS-0244*	HS-0245*

\*Line sets require refrigerant



# ICE MACHINE ACCESSORIES

Model Number	Description Flow Rate (Gal. per min.)	Undercounter KMs	KM Cubers	IM Cubers	Flakers / Cubelet	DCMs
HS-5282	Low Flow (.34 GPM)	AM-51B, KM-81B, KM-161B	N/A	N/A	All Models	N/A
HS-5283	Standard Flow (1.3 GPM)	KM-231B, KM-301B	KM-350M, KML-325M, 500M, KMD-410M, DKM-500B	IM-200BAB IM-500SAA IM-50BAA	N/A	N/A
HS-5284	Fast Flow (4.2 GPM)	N/A	KM - 520M, 660M, 901M, 1100M, 1301S, 1340M, 1601M, 1601S, 1900S, 2200S, 2600S KMD - 460M, 530M, 860M, 901M, KML-700M KMS - 822M, 830M, 1122M, 1402M, 2000M KMH-2100S	N/A	N/A	N/A
HS-5285	Replacement Cartridge (1) One each					

Model Number	Description	Overall Dimensions Model W x D x H	List F.O.B. Griffin
HS-5282	Low Flow (.34 GPM)	3.8" x 3.6" x 8.0"	\$1,200
HS-5283	Standard Flow (1.3 GPM)	3.8" x 3.6" x 8.0"	\$1,200
HS-5284	Fast Flow (4.2 GPM)	5.98" x 3.6" x 9.28"	\$1,200
HS-5285	Replacement Cartridge each		\$700



**HS-5282**  
EcO<sub>3</sub>Ice Low Flow  
Ozone System



**HS-5284**  
EcO<sub>3</sub>Ice Fast Flow  
Ozone System



**HS-5285**  
EcO<sub>3</sub>Ice Ozone  
System  
Replacement  
Cartridge

EcO<sub>3</sub>Ice™

**HS-5283**  
EcO<sub>3</sub>Ice Standard  
Flow Ozone System



## Remote Monitoring System

For use on Hoshizaki KM Cuber ice machines

Model Number	For use with	Shipping Length	Shipping Width	Shipping Height	Shipping Weight	List F.O.B. Griffin
HS-5562	KM Cuber ice machines Not for use with KMD-410	8"	8"	3"	1 lb.	\$880



- Performance dashboard for status, historical data
- Alert notification by email or text
- Remotely diagnose machines
- Control functions: ON/OFF, Reset, Lock-down



DEVICES



SECURE CLOUD SERVER



CELLULAR CONNECTIVITY



SMART GATEWAY

