

STAINLESS STEEL MANUAL HAND GRINDERS

FEATURES

- Made of stainless steel, prevents it from rust, allows for easy cleaning, and offer supreme durability
- Comes with machine plate (4.8mm hole size) and three stuffing tubes



Item	Description	Machine Plate Size	Stuffing Tubes	Hopper Opening	Gross Weight	Gross Dimensions
44418	#12 Meat Manual Mincer	3/16" (4.8mm)	15mm, 20mm, 22 mm	4.3" L x 4"W	8 lbs.	4.7" x 9.6" x 6.3"
11012	#22 Meat Manual Mincer	3/16" (4.8mm)	15mm, 20mm, 22 mm	5" L x 3"W	12 lbs.	6.75" x 10.75" x 8"
44420	#32 Meat Manual Mincer	3/16" (4.8mm)	15mm, 20mm, 22 mm	5"L x 6"W	18 lbs.	12" x 7" x 8.5"

CAST IRON MANUAL GRINDERS

FEATURES

- Made of cast iron, which allows for easy cleaning, and offer supreme durability
- Comes with machine plate (4.8mm hole size) and stuffing tubes



Item	Description	Machine Plate Size	Gross Weight	Gross Dimensions
21792	#10 Clamp Style Meat Manual Mincer- Light-duty, plated	3/16"(4.8mm)	9 lbs.	5" x 8.5" x 6.25"
23541	#12 Manual Meat Mincer Light-duty, plated	3/16"(4.8mm)	8 lbs.	5" x 8.5" x 6.25"
23542	#22 Manual Meat Mincer Light-duty, plated	3/16"(4.8mm)	15 lbs.	6.25" x 10.25" x 7.5"
11014	#32 Manual Meat Mincer Light-duty, plated	3/16"(4.8mm)	25 lbs.	7" x 13" x 8.25"

RESIDENTIAL ELITE SERIES GRINDERS

FEATURES

- Quality at an economical price
- Both come with 3/16 plate and a knife
- Ideal for home use

	#8 Light-Duty Meat Grinder	#12 Moderate-Duty Meat Grinder
Item	11029	41419
Model	MG-IT-0008	MG-IT-0012
HP	0.45 HP / 0.34 kW	0.6 HP / 0.45 kW
Motor Size	370 Watts	440 Watts
RPM	150	100
Electrical	110V/60Hz/1	110V/60Hz/1
Weight	25 lbs. / 11.36 kg.	27 lbs. / 12.27 kg.
Gross Weight	27 lbs. / 12.27 kg.	29 lbs. / 13.18 kg.
Dimension	18.30" x 8.07" x 15.75"	19.29" x 9.49" x 15.35"
Gross Dimension	26" x 20" x 20"	26" x 20" x 20"

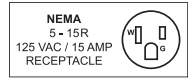


12 LIGHT-DUTY MEAT GRINDER

FEATURES

- # 12 heavy-duty aluminium grinder head
- Equipped with a reverse switch
- Durable die-cast meat tray
- 3 Stainless steel machine plates 3/16"/5mm(fine), 5/16"/8mm (medium), 3/8"/10mm(coarse)
- Comes with a meat pusher and sausage stuffing tubes - 12mm, 17mm, 20mm
- Built-in circuit breaker to prevent overload
- Designed for portability and convenience. Ideal for home use

Item	21640
Model	MG-CN-0010
Power	0.5 HP / 0.37 kW
Throat Opening	2" approx.
Electrical	110V/ 60Hz/1
Weight	13.6 lbs. / 6.18 kg.
Gross Weight	15.5 lbs. / 7 kg.
Dimension	16.25" x 8" x 13.5"
Gross Dimensions	18" x 10" x 18"



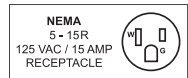
21640

12 ECONOMICAL STAINLESS STEEL MEAT GRINDER

FEATURES

- Stainless steel construction
- Comes with 3 spouts (15mm, 20mm, 23mm), and 2 machine plates (6mm, 8mm)
- Maximum horsepower of 0.87 HP with a nominal power of 0.40 HP

Item	23580
Model	MG-CN-0012-S
Power	0.87 HP / 0.65kW
Throat Opening	2" approx.
Electrical	110V/ 60Hz/1
Weight	59 lbs. / 26.82 kg.
Gross Weight	64 lbs. / 30 kg.
Dimension	17.62" x 7.62" x 13.37"
Gross Dimensions	19" x 13" x 17"



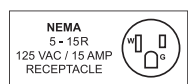
23580

12 STAINLESS STEEL MEAT GRINDER WITH REVERSE SWITCH

FEATURES

- Made of polished aluminium, and ideal for restaurants or small butcher operations
- Equipped with a reverse switch and 200 RPM motor
- Comes with a stainless steel pan, stomper, three additional spouts (14mm, 20mm, 22mm) and an extra machine plate (8 mm and 4.8 mm)

Item	21720
Model	MG-CN-0012-E
Power	1.0 HP / 0.75 kW
Throat Opening	2" / 50.8 mm approx.
Electrical	110V / 60Hz / 1Ph
Weight	55 lbs. / 25 kg.
Gross Weight	63 lbs. / 28.6 kg.
Dimension	18" x 10.75" x 18.25"
Gross Dimensions	21.5" x 14" x 17"



21720

12 EUROPEAN MEAT GRINDER

FEATURES

- Manufactured with a polished aluminium body and stainless steel hopper
- Comes with 3/16" plate and European-style knives
- Ideally suited for restaurants or small butcher operations

Item	11051
Model	MG-IT-0012-C
Power	1.0 HP / 0.75 kW
Throat Opening	2" approx
Electrical	110V/60Hz/1
Weight	42 lbs. / 19 kg.
Gross Weight	43 lbs. / 19.55 kg.
Dimension (DWH)	16.25" x 8" x 17.5"
Gross Dimension	17.5" x 9.5" x 17.5"



11051

22 ECONOMICAL STAINLESS STEEL MEAT GRINDER

FEATURES

- Stainless steel construction
- Comes with 3 spouts (15 mm, 20 mm, 23 mm), and 2 machine plates (6 mm, 8 mm)
- Maximum horsepower of 1.50 HP with a nominal power of 0.91 HP

Item	23626
Model	MG-CN-0022-S
Power	1.50 HP / 1.12 kW
Throat Opening	2" approx.
Electrical	110V/ 60Hz/1
Weight	80 lbs. / 36.36 kg.
Gross Weight	96 lbs. / 43.64 kg.
Dimension	22.5" x 9" x 16.25"
Gross Dimension	24" x 14" x 19"



23626

22 MEAT GRINDER WITH REVERSE SWITCH

FEATURES

- Made of polished aluminium and equipped with a reverse switch
- Comes with a stainless steel pan, stomper, three additional spouts (14 mm, 20 mm, 22 mm) and an extra machine plate (8 mm and 4.8 mm)
- Ideal for restaurants or small butcher operations

Item	21634
Model	MG-CN-0022-E
Power	1.5 HP / 1.12 kW
Throat Opening	2" approx
Electrical	110V/ 60Hz/1
Weight	63.8 lbs. / 29 kg.
Gross Weight	77 lbs. / 35 kg.
Dimension	21" x 11.75" x 19.75"
Gross Dimension	22" x 15" x 18"

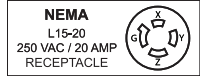


21634

TABLE MODEL MEAT GRINDER WITH 1.5HP MOTOR

FEATURES

- Large filling tray with hand protection
- High quality knives & plates (made of special carbon steel of the highest strength and durability)
- Extraordinarily robust motor-gear unit
- High performance and energy efficiency, quieter and less heat generation
- Overheating protection
- Rugged gearbox made of steel, with oil bath
- Automatic safety switch



Item	46204
Model	MG-ES-0022
Power	1.5 HP / 1.1 kW
Diameter of Miner Plate	83 mm
Single Cutting System	(2) Plates, Hole Diameter 4.5 & 7.8 mm, (1) Cutting Knife
Tray Capacity/Dimensions	10 L / 13" x 21" (DW)
Electrical	208V / 60Hz / 3Ph
Consumption	4.3 A
Operating Temperature	5 - 40°C / 40 - 100°F
Noise Level a 1M	60 dB(A)
Operating Relative Humidity	20 - 99%
Weight	110 lbs / 50 kg
Dimensions (DWH)	23.7" x 12.2" x 18.2"

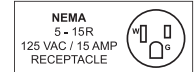


22 EUROPEAN MEAT GRINDER

FEATURES

- Manufactured with a polished aluminium body and stainless steel hopper
- Comes with 3/16" plate and European-style knives
- Ideally suited for restaurants or small butcher operations

Item	11053
Model	MG-IT-0022-C
Power	1.5 HP / 1.12 kW
Throat Opening	2" approx
Electrical	110V/60Hz/1
Weight	50 lbs. / 22.73 kg.
Gross Weight	54.5 lbs. / 24.77 kg.
Dimension	17" x 9" x 20"
Gross Dimension	19.5" x 12" x 20.5"



22 2-HORSEPOWER MODERATE-DUTY MEAT GRINDER

FEATURES

- Hopper opening of 2 1/2"; RPM of 1750 (motor), and 150 (worm)
- Comes with 3 mm and 5 mm #22 machine plates
- Ideally designed for butcher shops, food stores, and restaurants



11067



Item	11067
Model	MG-BR-0022
Power	2 HP / 1.47 kW
Throat Opening	1 5/8"
Electrical	110V/60Hz/1
Weight	89.76 lbs. / 40.80 kg.
Gross Weight	105 lbs. / 47.73 kg.
Dimensions	28" x 13" x 24.75"
Gross Dimensions	21.5" x 33.5" x 22.5"

COMMERCIAL ELITE SERIES GRINDERS

FEATURES

- Quality at an economical price
- Comes with 5/16" plate and a knife
- Offering the performance required in small butcher shops and delis
- Both have 100 RPM



#22 Moderate-Duty Elite Meat Grinder with 920W Motor

Item	41421
Model	MG-IT-0022
Power	1.25 HP / 0.93kW
Throat Opening	2" approx
Electrical	110V/60Hz/1
Weight	40 lbs. / 18.18 kg.
Gross Weight	44 lbs. / 20 kg.
Dimensions	19.88" x 9.45" x 15.75"
Gross Dimensions	23" x 27" x 15"



41421

#32 Heavy-Duty Elite Meat Grinder with 1100W Motor

Item	11013
Model	MG-IT-0032
Power	1.5 HP / 1.12 kW
Throat Opening	2" approx.
Electrical	110V/60Hz/1
Weight	77 lbs. / 35 kg.
Gross Weight	80 lbs. / 36.36 kg.
Dimensions	22.44" x 11" x 17"
Gross Dimensions	30" x 20" x 24"



11013

32 HEAVY-DUTY FAN-COOLED COUNTER STYLE MEAT GRINDER

FEATURES

- Made of high quality stainless steel and equipped with a safety micro switch
- Hopper size of 19.8" x 14" x 2.75", and RPM of 190
- Ideal for any restaurant, deli or small butcher shop

Item	43628
Model	MG-CN-0032-M
Power	2 HP / 1.5 kW
Throat Opening	2.75"
Electrical	110V/ 60Hz/ 1
Weight	134 lbs. / 61 kg
Gross Weight	140 lbs. / 63.3 kg
Dimension	21.75" x 22" x 14"
Gross Dimensions	22.75" x 15.9" x 20.6"



32 STAINLESS STEEL MEAT GRINDER

FEATURES

- Great value with a proven record of dependability and performance
- Made of high quality stainless steel and produces 600 kg (1320 lbs) of meat per hour
- Equipped with a safety micro switch, larger tray, hand protection
- High performance 1/4" plate and European-style knife
- Ideal for any restaurant, deli or small butcher shop

Item	39714
Model	MG-IT-0032-C
Power	3 HP. 2.2 kW
Throat Opening	2.75" / 69.85 mm
Electrical	220V/ 60 Hz / 1 Ph
Weight	114 lbs./ 52 kg
Gross Weight	121 lbs./ 55 kg
Dimension	22.5" X 11.8" X 22"
Gross Dimension	24.4" x 16.9" x 25.6"



TOMATO ATTACHMENT FOR ELITE MEAT GRINDERS

Item	Description	Gross Weight	Gross Dimensions
10160	Tomato Attachment for #12 Elite Series Meat Grinder (41419) and #22 Elite Series Meat Grinder (41421) & # 32 Elite Series Meat Grinder (11013)	17 lbs. / 7.73 kg	15" x 11" x 13"
10102	Tomato Attachment for #12 European Stainless Steel Meat Grinders (11051)	4 lbs. / 1.82 kg.	12" x 12" x 12"
10103	Tomato Attachment for #22 European Stainless Steel Meat Grinders (11053)	7 lbs. / 3.18 kg.	12" x 12" x 12"



MACHINE KNIVES



Machine Knives - Hard Steel

Item	Description
11076	Machine Knife #8 Hard Steel
11080	Machine Knife #12 Hard Steel
11081	Machine Knife #22 Hard Steel
11082	Machine Knife #32 Hard Steel
11083	Machine Knife #52 Hard Steel
11084	Machine Knife #56 Hard Steel



Machine Knife - Hard Steel

European Style Machine Knives - Hard Steel

Item	Description
11077	European Style Machine Knife #12 Hard Steel
11078	European Style Machine Knife #22 Hard Steel
11079	European Style Machine Knife #32 Hard Steel



Machine Knife - European Style

Machine Knives - Carbon Steel

Item	Description
11070	Machine Knife #8 Carbon Steel
11071	Machine Knife #12 Carbon Steel
11072	Machine Knife #22 Carbon Steel
43570	Machine Knife #32 Carbon Steel



Machine Knife - Carbon Steel

D2 Machine Knives

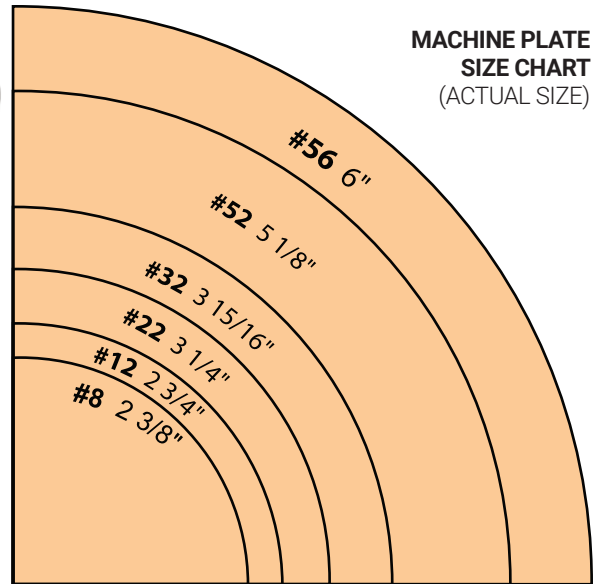
Item	Description
11074	D2 Machine Knife #52 Hard Steel-Deluxe
17060	D2 Machine Knife #56 Hard Steel-Deluxe



D2 Machine Knife



MACHINE PLATE SIZE CHART
(ACTUAL SIZE)



#12 MEAT GRINDER PLATES

#12 Carbon Steel Machine Plate Without Hub

Item	Description
11235	Carbon steel #12 machine plate, hubless, 3.5mm (1/8") - one notch/ round
11236	Carbon steel #12 machine plate, hubless, 4.5mm (3/16") - one notch/ round
11237	Carbon steel #12 machine plate, hubless, 6mm (1/4") - one notch/ round
11238	Carbon steel #12 machine plate, hubless, 8mm (5/16") - one notch/ round
11239	Carbon steel #12 machine plate, hubless, 10mm (3/8") - one notch/ round

Item	Description
11240	Carbon steel #12 machine plate, hubless, 12mm (1/2") - one notch/ round
11241	Carbon steel #12 machine plate, hubless, 14mm (9/16") - one notch/ round
11242	Carbon steel #12 machine plate, hubless, 16mm (5/8") - one notch/ round
11243	Carbon steel #12 machine plate, hubless, 18mm (3/4") - one notch/ round
11244	Carbon steel #12 machine plate, hubless, 20mm (13/16") - one notch/ round
17065	Carbon steel #12 machine plate, hubless, 25mm (1") - one notch/ round

#12 European Style Stainless Steel Machine Plates Without Hub

Item	Description
11213	European Style #12 stainless steel plate, hubless, 3.2mm (1/8") - one notch/ round
11214	European Style #12 stainless steel plate, hubless, 4.8mm (3/16") - one notch/ round
11215	European Style #12 stainless steel plate, hubless, 6mm (1/4") - one notch/ round
11216	European Style #12 stainless steel plate, hubless, 8mm (5/16") - one notch/ round

Item	Description
11217	European Style #12 stainless steel plate, hubless, 10mm (3/8") - one notch/ round
11218	European Style #12 stainless steel plate, hubless, 12mm (1/2") - one notch/ round
11219	European Style #12 stainless steel plate, hubless, 18mm (3/4") - one notch/ round

#12 European Style Stainless Steel Machine Plates With Hub *Not compatible with the following meat grinders: 21640, 21720, 41419, and 11046*

Item	Description
11192	European Style #12 stainless steel plate with hub, 3.2mm (1/8") - one notch/ round
11193	European Style #12 stainless steel plate with hub, 4.8mm (3/16") - one notch/ round
11194	European Style #12 stainless steel plate with hub, 6mm (1/4") - one notch/ round
11195	European Style #12 stainless steel plate with hub, 8mm (5/16") - one notch/ round

Item	Description
11196	European Style #12 stainless steel plate with hub, 10mm (3/8") - one notch/ round
11197	European Style #12 stainless steel plate with hub, 12mm (1/2") - one notch/ round
11198	European Style #12 stainless steel plate with hub, 18mm (3/4") - one notch/ round